



# MAVERICK HISTORY AT A GLANCE



The Omaha baseball program began in 1947, when athletics were restored at the school following the completion of World War II. Along with men’s basketball, it is the longest continuous-running program at the school.

At the head of the program from the start was Yelkin, the school’s athletic director, who served as the program’s head coach for 28 seasons, until illness forced him to retire in 1976. As athletic director, Yelkin worked tirelessly to develop the program and the facilities, which included the construction of the football field and the fieldhouse in 1949-50.

Yelkin’s teams were annually among the best in the area, regardless of the division, and twice finished second in the NAIA national tournament. In 1959, the Omaha University Indians, with a 23-2 record, lost in the finals to Southern University, led by Lou Brock. In 1965, the 22-8 Indians were runners-up to Carson-Newman.

Yelkin was instrumental in the formative years of the national collegiate baseball championship and Omaha University for many years served as the co-host of the NCAA’s College World Series along with the University of Iowa.

Twice Yelkin stepped aside, once to serve in the armed forces in the Korean War, and again in 1970 for health reasons. Although ailing most of the season, his final team in 1976 finished 33-12 and advanced to the NCAA Division II regionals. He died the following season.

Yelkin’s short-term replacements were Thurman Johnson, who guided the 1952 team to a 10-3 record, and Carl Meyers, who led the 1970 squad to a 19-13 mark. Assistant Dave Benedict, father of former Maverick and Atlanta Braves star Bruce Benedict, handled most of the chores during that 1976 season.

Gates, who had already established himself as a head coach at Pershing College and an assistant coach at Nebraska, became UNO’s head coach in 1977 and led the team two North Central Conference titles, one division title and two NCAA tournament appearances. He compiled a 23-year record of 464-473.

Bob Herold took over in 2000 and guided the program until 2016, compiling a career record of 527-381-2. During his tenure, the Mavericks won three NCC championships and back-to-back Summit League regular-season championships, the latter of which came in Omaha’s first two seasons as members of the Summit League. Herold also guided two teams to a school-record 45 wins (2006, 2008) and six NCAA Tournament trips, including a fifth-place finish at the 2007 NCAA Division II College World Series.

UNO’s baseball teams have played at numerous sites over the course of the program, beginning with two different on-campus fields. In the late 1960s, after parking lots pushed the team off campus, the Indians played at Rosenblatt Stadium, then moved to Ralston’s Orville Smith Field, Fricke Field in Papillion and finally to College World Series Park in 1978. In 2000, UNO moved its home games to J.J. Isaacson Field at Seymour Smith Park and in 2005 to the Ballpark at Boys Town. In 2017, the Mavericks returned to Seymour Smith Park as its primary home field. Omaha also plays a select number of home games at Werner Park, home of the Triple-A Omaha Storm Chasers, in Papillion.

## MAVERICK COACHING RECORDS

Coach	Years	Record	Winning Pct.
Virgil Yelkin	28 years (1947-76)	439-196	.691
Thurman Johnson	1 year (1952)	10-3	.769
Carl Meyers	1 year (1970)	19-13	.594
Bob Gates	23 years (1977-1999)	464-473	.495
Bob Herold	17 years (2000-16)	527-381-2	.580
Evan Porter	1 year (2017-present)	12-40	.231



## YEAR-BY-YEAR RECORDS

Year	W-L	Head Coach	Postseason Notes	Year	W-L	Head Coach	Postseason Notes
1947	5-6	Virgil Yelkin	---	1998	21-17	Bob Gates	---
1948	3-10	Virgil Yelkin	---	1999	20-25	Bob Gates	---
1949	8-2	Virgil Yelkin	---	2000	25-25-1	Bob Herold	---
1950	12-1	Virgil Yelkin	---	2001	21-25-1	Bob Herold	---
1951	5-6	Virgil Yelkin	---	2002	33-17	Bob Herold	NCAA Regionals, NCC Reg. Season Champs
1952	10-3	Thurman Johnson	---	2003	29-21	Bob Herold	---
1953	8-3	Virgil Yelkin	---	2004	23-26	Bob Herold	---
1954	9-2	Virgil Yelkin	---	2005	42-19	Bob Herold	NCAA Regionals, NCC Champs
1955	10-4	Virgil Yelkin	---	2006	45-14	Bob Herold	NCAA Regionals
1956	13-2	Virgil Yelkin	---	2007	37-24	Bob Herold	NCAA Nationals, 5th
1957	8-1	Virgil Yelkin	---	2008	45-13	Bob Herold	NCAA Regionals, NCC Champs
1958	8-7	Virgil Yelkin	---	2009	41-20	Bob Herold	NCAA Regionals
1959	23-2	Virgil Yelkin	2nd, NAIA Nationals	2010	32-20	Bob Herold	NCAA Regionals
1960	19-5	Virgil Yelkin	NAIA Nationals	2011	35-20	Bob Herold	---
1961	19-7	Virgil Yelkin	NAIA Nationals	2012	12-36	Bob Herold	---
1962	18-6	Virgil Yelkin	---	2013	27-22	Bob Herold	Summit League Reg. Season Champs
1963	21-2	Virgil Yelkin	---	2014	31-20	Bob Herold	Summit League Reg. Season Champs
1964	18-2	Virgil Yelkin	---	2015	21-31	Bob Herold	---
1965	22-8	Virgil Yelkin	2nd, NAIA Nationals	2016	28-28	Bob Herold	---
1966	22-8	Virgil Yelkin	NAIA Nationals	2017	12-40	Evan Porter	---
1967	22-7	Virgil Yelkin	---	Total	1,470-1,105-2	---	71 Years
1968	17-10	Virgil Yelkin	---				
1969	18-10	Virgil Yelkin	---				
1970	19-13	Carl Meyers	---				
1971	16-16	Virgil Yelkin	---				
1972	18-14	Virgil Yelkin	---				
1973	19-18	Virgil Yelkin	---				
1974	18-12	Virgil Yelkin	---				
1975	27-13	Virgil Yelkin	---				
1976	33-12	Virgil Yelkin	NCAA Regionals				
1977	29-14	Bob Gates	NCAA Regionals				
1978	19-14-1	Bob Gates	---				
1979	20-18	Bob Gates	NCC Champs				
1980	18-22	Bob Gates	---				
1981	31-16	Bob Gates	NCC Champs, NCAA Regionals				
1982	27-15	Bob Gates	---				
1983	11-19	Bob Gates	---				
1984	19-14	Bob Gates	---				
1985	27-14	Bob Gates	---				
1986	15-20	Bob Gates	---				
1987	12-29	Bob Gates	---				
1988	16-27	Bob Gates	---				
1989	16-25	Bob Gates	---				
1990	12-28	Bob Gates	---				
1991	7-29	Bob Gates	---				
1992	21-23	Bob Gates	---				
1993	23-21	Bob Gates	---				
1994	27-21	Bob Gates	---				
1995	24-14	Bob Gates	---				
1996	19-28	Bob Gates	---				
1997	29-19	Bob Gates	NCC Southern Division Champs				




# RETIRED NUMBERS

In May of 2000, the UNO Athletic Department honored two men who led the school's baseball program for more than a half century by retiring their uniform numbers. The late Virgil Yelkin established the program in 1947 and coached 28 years; Bob Gates took the reins in 1977 and coached the team for 23 seasons. Together, the men combined for 903 victories. Uniforms bearing their numbers are on permanent display in the lobby of the Lee & Helene Sapp Fieldhouse. While these two men coached with different numbers, they shared a deep, lifelong love for the game of baseball and an unwavering commitment and loyalty to UNO.

## NO. 17 -- VIRGIL YELKIN

**Head Coach, 1947-76**

As the athletic director at what was then the University of Omaha, Virgil Yelkin worked tirelessly to develop the facilities for athletics on the campus. He also started the school's baseball program and continued to serve as the head baseball coach for 28 seasons, compiling a record of 439-196. His teams twice finished second in the nation in the NAIA tournament and set the standard for collegiate baseball in the region. Yelkin championed the cause for establishing Omaha as the permanent home for the College World Series and for 15 years the University of Omaha served as a co-host for the event. Ill health forced him to finally retire in 1976, leaving behind him a rich legacy for the sport of baseball.



Virgil Yelkin

## NO. 12 -- BOB GATES

**Head Coach, 1976-99**

One of the most respected high school and college coaches in the state of Nebraska, Bob Gates took over for Virgil Yelkin in 1977 and guided the team to 464 victories over 23 seasons. His teams won two North Central Conference titles and competed in two NCAA regional tournaments. Gates held the UNO baseball program together through the severe budget cuts of the 1980s and re-established it as one of the top programs in the North Central Conference before his retirement in 1999.



Bob Gates



## ALL-TIME HONORS AND AWARDS

### NATIONAL HONORS

#### NCAA Division II Strikeout Award

2010 Joe Holtmeyer

### ALL-AMERICANS

#### DAKTRONICS

##### First Team

1962 Barry Miller  
 1963 Ken Smith  
 1965 Larry Krehbiel  
 1976 Bruce Benedict  
 2008 Chris Weimer  
 Dustin Koca  
 2010 Joe Holtmeyer

##### Second Team

1961 Jack Vaccaro  
 1963 Joe Neuberger  
 1964 Larry Krehbiel  
 Wayne Backes  
 1971 Bob Herold  
 2007 Chris Weimer

##### Third Team

2007 Tyler Cloyd  
 2008 Evan Porter  
 Chris Kessinger

#### Honorable Mention

2008 Bryan Frew  
 2010 Tyler Lundy

### RAWLINGS/ABCA

#### First Team

2009 Evan Porter

### NCBWA

#### Third Team

2009 Evan Porter

### COLLEGEBASEBALLINSIDER.COM

#### Honorable Mention

2013 Ryan Keele

### LOUISVILLE SLUGGER/ COLLEGIATE BASEBALL

#### Freshman All-America

2013 Clayton Taylor

### ALL-REGION HONORS

#### DAKTRONICS

##### First Team

2007 Tyler Cloyd (Central)  
 Evan Porter (Central)  
 Chris Weimer (Central)  
 2008 Chris Kessinger (Central)  
 Evan Porter (Central)  
 Chris Weimer (Central)  
 Dustin Koca (Central)  
 2009 Evan Porter (South Central)  
 2010 Joe Holtmeyer (South Central)  
 Tyler Lundy (South Central)

##### Second Team

2008 Tim Huber (Central)  
 2010 Andrew Hansen (South Central)  
 2011 Brady Hohl (South Central)  
 Joe Holtmeyer (South Central)

#### Pitcher of the Year

2010 Joe Holtmeyer (South Central)

### RAWLINGS/ABCA

#### First Team

2007 Tyler Cloyd (Central)  
 2008 Chris Kessinger (Central)  
 Chris Weimer (Central)  
 2009 Evan Porter (South Central)  
 Andrew Hansen (South Central)  
 2010 Joe Holtmeyer (South Central)  
 Tyler Lundy (South Central)

##### Second Team

2007 Evan Porter (Central)  
 Chris Weimer (Central)  
 2008 Brandon Dahl (Central)  
 Bryan Frew (Central)  
 Tim Huber (Central)  
 Evan Porter (Central)  
 2009 Drew Schwab (South Central)  
 2010 Andrew Hansen (South Central)  
 2011 Brady Hohl (South Central)  
 Joe Holtmeyer (South Central)  
 2016 Cole Gruber (Midwest)

#### Pitcher of the Year

2010 Joe Holtmeyer (South Central)

### NCBWA

#### Second Team

2011 Brady Hohl (South Central)

### ALL-DISTRICT HONORS

#### Worth/AACBC

##### First Team

1975 Jim Hercinger

### CONFERENCE HONORS

#### ALL-NCC

1977	Mike Metz	P
1978	Mike Metz	P
	Mark Mancuso	INF
1979	Mark Mancuso	INF
	Rich Shefte	INF
	Dave Blum	P
	Dan Gomez	P
1980	Dave Poulicek	INF
	Kirk Nelson	OF
	Joe Benes	P
1981	Dave Poulicek	INF
	Mark Martinez	INF
	Kirk Nelson	OF
	John Taylor	OF
	Joe Benes	P
	Greg Larsen	P
	Bernie O'Doherty	P
1982	Dave Poulicek	INF
	Kirk Nelson	OF
	Rick Stambaugh	C
	Joe Mancuso	P
1983	Rick Stambaugh	C
1984	Ed Dineen	INF
	Joe Mancuso	P
1985	Ed Dineen	INF
	Marty Bassett	OF
	Mike Grandgenett	P
1986	Pat Gibbons	DH
1988	Ron Barnes	P
1989	Gary Lane	INF
	Rich Spicl	P
1990	Casey Hunter	OF
1992	Steve Paup	P
1993	Jay Maia	OF
	Don Karbowski	P
1994	Mike Sullivan	OF
1995	Joe Daneff	OF
	Greg Geary	OF
1996	Greg Geary	OF
1997	Greg Geary	OF
1998	Carey Schrank	P
1999	Jason Herzog	IF
	Brent Rasmussen	P
2000	John Shoemaker	INF
	Aaron Woodard	P

2001	Kyle Funk	P
2002	Kyle Funk	P
	David Kros	INF
	Dan Persons	INF
	Justin Cook	DH
	Eric Gordon	OF
	Nate McCabe	RHP
2003	Eric Gordon	INF
	Kyle Funk	P
	Spencer Doyle	OF
	Patrick Johnston	DH
	Nate McCabe	RHP
2004	Jim Sledge	DH
	Troy Cloyd	P
2005	Lyle Lafountain	INF
	Josh Shirk	INF
	Chad Leon	OF
	Marc Centofante	C
	Troy Cloyd	P
	Tim Huber	P
2006	Bryan Frew	INF
	Chad Leon	OF
	Tyler Cloyd	P
	Nick Russel	P
2007	Bryan Frew	INF
	Evan Porter	INF
	Chris Weimer	OF
	Tyler Cloyd	P
2008	Bryan Frew	INF
	Evan Porter	INF
	Brian Strawn	INF
	Chris Weimer	OF
	Mat Eikmeier	INF
	Brandon Dahl	P
	Tim Huber	P
	Chris Kessinger	P
	Dustin Koca	P

#### NCC Most Valuable Player

1979 Rich Schefte  
 1981 Dave Poulicek  
 1982 Dave Poulicek  
 2006 Chad Leon  
 2008 Bryan Frew

#### NCC Most Valuable Pitcher

1979 Dave Blum  
 1981 Joe Benes  
 1982 Joe Mancuso  
 2005 Troy Cloyd  
 2006 Tyler Cloyd  
 2007 Tyler Cloyd  
 2008 Chris Kessinger



## ALL-TIME HONORS AND AWARDS

### ALL-MIAA

#### First Team

2009	Evan Porter	INF
	Andrew Hansen	INF
	Drew Schwab	RHP
2010	Joe Holtmeyer	RHP
	Tyler Lundy	OF
	Andrew Hansen	INF
2011	Jed Hanson	OF
	Brady Hohl	INF
	Joe Holtmeyer	RHP

#### Second Team

2009	Ben Percival	RHP
	Kyle Dahman	RHP
2010	Tyler Splichal	INF
	Brady Hohl	INF

#### Honorable Mention

2011	Ben Brown	RHP
	Caleb Palensky	INF

#### MIAA Pitcher of the Year

2010	Joe Holtmeyer
------	---------------

#### MIAA Freshman of the Year

2010	Tyler Splichal
2011	Caleb Palensky

### ALL-INDEPENDENT

(Named by College Sports Madness)

#### First Team

2012	Colby McCord	C
------	--------------	---


#### Second Team

2012	Brady Hohl	INF/OF
	Mark Waldron	OF

### ALL-SUMMIT

#### First Team

2013	Cory Buckley	1B
	Tyler Splichal	3B
	Ryan Keele	OF
	Alex Mortensen	C
2014	Tyler Fox	RHP
	Caleb Palensky	INF
	Clayton Taylor	INF
2015	Cole Gruber	OF
	Clayton Taylor	INF
2016	Clayton Taylor	INF
	Cole Gruber	OF
	Ryan Cate	UTL
	Tyler Fox	RHP



Ryan Keele was the first Omaha player to be named Summit League Player of the Year in 2013. As a senior, he earned first-team All-Summit recognition.

2017	Grant Suponchick	UTL
------	------------------	-----

#### Second Team

2013	Clayton Taylor	2B
	Brett Bass	DH
2014	Brett Bass	DH
	Cole Gruber	OF
	Daniel Jewett	OF
	Alex Schultz	UTL
	Tyler Splichal	INF
2015	Alex Schultz	UTL
	Zach Williamsen	RHP

#### Summit League Player of the Year

2013	Ryan Keele
2016	Clayton Taylor

#### Summit League Pitcher of the Year

2014	Tyler Fox
2016	Tyler Fox

#### Summit League Newcomer of the Year

2013	Ryan Keele
------	------------

#### Summit League Coach of the Year

2013	Bob Herold
2014	Bob Herold

#### Summit League Player of the Week

2013	Ryan Keele	March 18
------	------------	----------

		May 6
		May 13
		May 20
	Brett Bass	April 8
	Tyler Splichal	April 29
2014	Alex Schultz	March 3
	Caleb Palensky	March 31
	Daniel Jewett	April 7
	Clayton Taylor	April 21
2015	Cole Gruber	March 16
	Alex Mortensen	March 23
2016	Clayton Taylor	Feb. 22
	Clayton Taylor	March 14
	Cole Gruber	March 28
2017	Grant Suponchick	March 27

#### Summit League Pitcher of the Week

2013	Matt Tew	April 8
	Steven Schoonover	May 6
	Tyler Fox	May 20
2014	Tyler Fox	March 10
	Steven Schoonover	April 14
		May 19
	Zach Williamsen	April 28
2015	Zach Williamsen	Feb. 23
		May 11
	Tyler Hamer	March 2
2016	Tyler Fox	Feb. 29
	Corey Binger	March 14
	Sam Murphy	April 4

	Tyler Fox	April 25
	Tyler Fox	May 9
	Corey Binger	May 16
2017	Sam Murphy	March 27
	Corey Binger	April 3

### ACADEMIC AWARDS

**COSIDA ACADEMIC ALL-AMERICAN OF THE YEAR (Division I Baseball)**  
2016 Cole Gruber

### COSIDA ACADEMIC ALL-AMERICA

**First Team**  
2014 Caleb Palensky  
2016 Cole Gruber  
Clayton Taylor

**Second Team**  
2015 Cole Gruber

**Third Team**  
2013 Alex Mortensen  
2015 Alex Mortensen


### COSIDA ACADEMIC ALL-DISTRICT VII

**Second Team**  
2008 Brian Goliber  
Bryan Frew



## ALL-TIME HONORS AND AWARDS

Caleb Palensky became the Omaha baseball program's first first-team Academic All-American as a senior in 2014.



### Third Team

2011 Tyler Splichal

### ACADEMIC ALL-SUMMIT

#### First Team

2013 Cory Buckley  
Alex Mortensen

2014 Tyler Fox  
Caleb Palensky  
Clayton Taylor

2015 Tyler Fox  
Cole Gruber  
Clayton Taylor

2016 Tyler Fox  
Cole Gruber  
Clayton Taylor

2017 Sam Palensky

### SUMMIT LEAGUE DISTINGUISHED SCHOLARS LIST

2015 Cole Gruber  
Isaac Holt  
Shane Meltz  
Alex Mortensen  
Sam Murphy  
Brett Sasse  
Riley Sweeney  
Clayton Taylor  
Jack Wilson

2016 Cole Gruber  
Riley Herold

Isaac Holt  
Shane Meltz  
Sam Murphy  
Brad Olsen  
Sam Palensky  
Brett Sasse  
Clayton Taylor

### SUMMIT LEAGUE COMMISSIONER'S LIST OF EXCELLENCE

2013 Josh Bullock  
Cory Buckley  
Anthony Falcone  
Mitch Kracl  
Connor McCrite  
Dylan McGill  
Alex Mortensen  
Caleb Palensky  
Sam Raetz  
Tyler Splichal  
Matt Tew  
Cole Volkers  
Zach Williamsen

2014 Brett Bass  
Josh Bullock  
Dylan Casey  
Andrew Dergan  
Anthony Falcone  
Tyler Fox  
Cole Gruber  
Daniel Jewett

Connor Messinger  
Sam Murphy  
Caleb Palensky  
Steven Schoonover  
Alex Schultz  
Tyler Splichal  
Clayton Taylor  
Cole Volkers  
Zach Williamsen

2015 Zach Eden  
Tyler Fox  
Cole Gruber  
Tyler Hamer  
Mark Handberg  
Daniel Jewett  
Collin Leif  
Alex Mortensen  
Sam Murphy  
Brett Sasse  
Alex Schultz  
Clayton Taylor  
Justin Threlkeld  
Cole Volkers  
Zach Williamsen

2016 Tyler Fox  
Cole Gruber  
Isaac Holt  
Collin Leif  
Shane Meltz  
Sam Murphy  
Brad Olsen

Brett Sasse  
Alex Schultz  
Riley Sweeney  
Clayton Taylor

2017 Austin Groth  
Cal Hehne  
Riley Herold  
Shane Meltz  
Sam Murphy  
Sam Palensky  
Brett Sasse

### SUMMIT LEAGUE WINTER/SPRING ACADEMIC HONOR ROLL

2013 Brett Bass  
Kyler Brady  
Josh Bullock  
Dylan Casey  
Andrew Dergan  
Tyler Fox  
Connor McCrite  
Cole Gruber  
Mitch Kracl  
Dylan McGill  
Connor Messinger  
Brett Miller  
Alex Mortensen  
Chris Mullins  
Sam Murphy  
Caleb Palensky  
Sam Raetz



## ALL-TIME HONORS AND AWARDS

- |      |                  |      |                |
|------|------------------|------|----------------|
|      | Alex Schultz     |      | Cole Gruber    |
|      | Tyler Splichal   |      | Cal Hehnke     |
|      | Clayton Taylor   |      | Riley Herold   |
|      | Matt Tew         |      | Isaac Holt     |
| 2014 | Brett Bass       |      | Jack Kalina    |
|      | Tyler Biggs      |      | Shane Meltz    |
|      | Josh Bullock     |      | Sam Murphy     |
|      | Dylan Casey      |      | Brad Olsen     |
|      | Andrew Dergan    |      | Sam Palensky   |
|      | Zach Eden        |      | Brett Sasse    |
|      | Anthony Falcone  |      | Alex Schultz   |
|      | Tyler Fox        |      | Josh Scribner  |
|      | Cole Gruber      |      | Riley Sweeney  |
|      | Tyler Hamer      |      | Clayton Taylor |
|      | Mark Handberg    |      | Henry Wittren  |
|      | Daniel Jewett    | 2017 | Nick Drahozal  |
|      | Mitch Larson     |      | Mark Ehresman  |
|      | Collin Leif      |      | Marcus Ethen   |
|      | Connor Messinger |      | David Flattery |
|      | Alex Mortensen   |      | TJ Graumann    |
|      | Sam Murphy       |      | Austin Groth   |
|      | Caleb Palensky   |      | Cal Hehnke     |
|      | Dawson Porter    |      | Riley Herold   |
|      | Brett Sasse      |      | Jack Kalina    |
|      | Alex Schultz     |      | Payton Kinney  |
|      | Tyler Splichal   |      | Joey Machado   |
|      | Danny Suiter     |      | Shane Meltz    |
|      | Clayton Taylor   |      | Eric Moreno    |
|      | Justin Threlkeld |      | Sam Palensky   |
|      | Cole Volkers     |      | Adam Rellihan  |
|      | Zach Williamsen  |      | Brett Sasse    |
| 2015 | Corey Binger     |      | Josh Scribner  |
|      | Zach Eden        |      | Parker Smejkal |
|      | Tyler Fox        |      | Cole Thibodeau |
|      | Cole Gruber      |      |                |
|      | Isaac Holt       |      |                |
|      | Daniel Jewett    |      |                |
|      | Cole Johnston    |      |                |
|      | Collin Leif      |      |                |
|      | Pete Macke       |      |                |
|      | Shane Meltz      |      |                |
|      | Alex Mortensen   |      |                |
|      | Sam Murphy       |      |                |
|      | Brett Sasse      |      |                |
|      | Riley Sweeney    |      |                |
|      | Clayton Taylor   |      |                |
|      | Cole Volkers     |      |                |
|      | Zach Williamsen  |      |                |
|      | Jack Wilson      |      |                |
| 2016 | Colton Adams     |      |                |
|      | David Flattery   |      |                |
|      | Tyler Fox        |      |                |



## SINGLE-SEASON BATTING RECORDS



Chris Weimer became UNO's single-season RBI leader with 77 in 2008.

### BATTING AVERAGE

1. .481	Jack Vaccaro	(37-77)	1961
2. .453	Joe Hendricks	(43-95)	1986
3. .447	Rich Shefte	(51-114)	1979
	Tyler Lundy	(43-191)	2010
5. .439	Ray Fehrman	(29-66)	1962
6. .437	Dave Poulicek	(59-135)	1982
7. .425	Pat Gibbons	(45-106)	1986
8. .424	Marc Centofante	(28-66)	2006
	Evan Porter	(97-229)	2009
10. .423	Wayne Backes	(30-71)	1964

### SLUGGING PERCENTAGE

Minimum 75 AB

1. .852	Dave Poulicek	(135 AB)	1982
2. .844	Jack Vaccaro	(77 AB)	1961
3. .837	Chris Weimer	(227 AB)	2008
4. .825	Rich Shefte	(114 AB)	1979
5. .767	Jim Sledge	(150 AB)	2004
6. .732	Chris Weimer	(220 AB)	2007
7. .708	Dave Poulicek	(130 AB)	1981
8. .698	Tyler Lundy	(199 AB)	2010
9. .697	Justin Cook	(165 AB)	2002
10. .688	Dustin Koca	(170 AB)	2008

### ON-BASE PERCENTAGE

Minimum 75 AB

1. .592	Jack Vaccaro	(77 AB)	1961
2. .579	Joe Hendricks	(95 AB)	1986
3. .543	Rich Shefte	(114 AB)	1979
4. .523	Dustin Koca	(170 AB)	2008
5. .521	Russ Hamer	(123 AB)	1996

6. .516	Mark Gillaspie	(86 AB)	1978
7. .513	Marty Bassett	(87 AB)	1985
8. .508	Pat Gibbons	(106 AB)	1986
9. .508	Jim Sledge	(150 AB)	2004
10. .504	Josh Johnson	(94 AB)	2000

### GAMES PLAYED

1. 61	Chad Leon	2005
61	Josh Shirk	2005
61	Bryan Frew	2007
61	Evan Porter	2007
61	Evan Porter	2009
61	Jeremy Klein	2009
61	Brian Strawn	2009
8. 60	Troy Cloyd	2005
60	Lyla Lafountain	2005
60	Chris Weimer	2007
60	Andrew Hansen	2009

### GAMES STARTED

1. 61	Chad Leon	2005
61	Josh Shirk	2005
61	Bryan Frew	2007
61	Evan Porter	2007
61	Jeremy Klein	2009
61	Evan Porter	2009
7. 60	Troy Cloyd	2005
60	Andrew Hansen	2009
60	Brian Strawn	2009
10. 59	Lyle Lafountain	2005
59	Lyle Lafountain	2006
59	Min Sung	2006

59	Evan Porter	2006
59	Chris Weimer	2007

### AT-BATS

1. 232	Josh Shirk	2005
2. 231	Andrew Hansen	2009
3. 229	Evan Porter	2009
4. 227	Chad Leon	2005
	Chris Weimer	2008
6. 223	Evan Porter	2007
7. 222	Bryan Frew	2007
8. 221	Cole Gruber	2016
9. 220	Chris Weimer	2007
10. 218	Jeremy Klein	2009

### RUNS SCORED

1. 79	Bryan Frew	2008
	Chris Weimer	2008
3. 68	Evan Porter	2008
4. 67	Chad Leon	2005
5. 62	Ryan Lafountain	2006
	Chad Leon	2006
	Andrew Hansen	2009
8. 59	Bryan Frew	2007
	Brady Hohl	2011
9. 58	Dan Persons	2002
	Dustin Koca	2008

### HITS

1. 97	Evan Porter	2009
2. 93	Andrew Hansen	2009
3. 92	Chris Weimer	2008
4. 89	Tyler Lundy	2010
5. 84	Brady Hohl	2011
6. 83	Chris Weimer	2007
	Drew Schwab	2009
	Cole Gruber	2016
9. 82	Chad Leon	2005
	Evan Porter	2008
	Tyler Splichal	2010

### DOUBLES

1. 33	Andrew Hansen	2009
2. 23	Evan Porter	2009
3. 22	Tyler Splichal	2010
4. 20	Justin Cook	2002
	Dan Persons	2002
6. 19	Troy Cloyd	2005
7. 18	Evan Porter	2008
	Andrew Hansen	2010
	Tyler Lundy	2010
	Colby McCord	2012



## SINGLE-SEASON BATTING RECORDS

### TRIPLES

1.	10	John Shoemaker	2000
2.	8	Dave Poulicek	1980
3.	6	Chris Weimer	2008
4.	5	Jack Vaccaro	1961
	5	Rich Bernstein	1975
	5	Rich Shefte	1979
	5	Dave Poulicek	1981
	5	Jason Herzog	2000
	5	Chad Leon	2005
10.	4	Wayne Backes	1962
	4	Don Gruidel	1964
	4	Ronnie Bernth	1967
	4	Rich Bernstein	1973
	4	Bruce Benedict	1975
	4	Ed Dineen	1984
	4	Bill Lynam	1984
	4	Gary Newton	1988
	4	Josh Johnson	2000
	4	Chris Weimer	2007
	4	Tyler Lundy	2010

### HOME RUNS

1.	23	Chris Weimer	2008
2.	18	Chris Weimer	2007
3.	15	Dave Poulicek	1982
	15	Jim Sledge	2004
	15	Evan Porter	2008
6.	14	Dustin Koca	2008
7.	13	Chad Leon	2006
8.	12	Evan Porter	2007
9.	11	Chad Leon	2005
	11	Bryan Frew	2008
	11	Clayton Taylor	2016

### RUNS BATTED IN

1.	77	Chris Weimer	2008
2.	76	Evan Porter	2008
3.	66	Clayton Taylor	2016
4.	62	Spencer Doyle	2003
	62	Evan Porter	2009
6.	61	Evan Porter	2007
	61	Dustin Koca	2008
8.	58	Chris Weimer	2007
9.	56	Tyler Lundy	2010
10.	55	Dave Poulicek	1982
	55	Eric Gordon	2002

### TOTAL BASES

1.	190	Chris Weimer	2008
2.	161	Chris Weimer	2007
3.	150	Evan Porter	2009
4.	145	Evan Porter	2008

5.	141	Andrew Hansen	2009
6.	139	Tyler Lundy	2010
7.	137	Chad Leon	2005
8.	129	Chad Leon	2006
	129	Drew Schwab	2009
10.	128	Evan Porter	2007

### WALKS

1.	60	Dustin Koca	2008
2.	51	Greg Geary	1994
3.	48	Bryan Frew	2008
4.	42	Bruce Benedict	1976
5.	40	Casey Hunter	1990
	40	Chad Leon	2006
	40	Alex Schultz	2016
8.	39	Greg Geary	1996
	39	David Kros	2003
10.	38	Casey Hunter	1991

### HIT BY PITCH

1.	23	Eric Gordon	2003
2.	22	Min Sung	2006
3.	20	Josh Johnson	2000
4.	17	Mat Eikmeier	2008
5.	16	Tom Sullivan	1994
	16	Jake Benne	2010
7.	15	Casey Klapperich	2007
	15	Evan Porter	2007
	15	Evan Porter	2008
	15	Andrew Hansen	2010
	15	Collin Leif	2015

### SACRIFICE FLIES

1.	8	Spencer Doyle	2003
	8	Brett Koehn	2009
3.	7	Mat Eikmeier	2009
	7	Jeremy Klein	2009
4.	6	Joe Deutsch	1992
	6	Greg Geary	1994
	6	Chad Leon	2005
	6	Mat Eikmeier	2008
	6	Dustin Koca	2008
	6	Matt Eikmeier	2009
	6	Ryan Hook	2010
	6	Tyler Davies	2011
	6	Clayton Taylor	2016

### SACRIFICE HITS

1.	19	Alex Kotera	2007
2.	16	Tyler Splichal	2014
3.	13	Cole Gruber	2013
4.	11	David Bodnar	2005
5.	10	Ty Fleck	2002

10	David Bodnar	2004	
10	Bryan Frew	2008	
10	Tyler Splichal	2013	
9.	9	Mark Martinez	1979
	9	Min Sung	2006
	9	Collin Leif	2015
	9	Cole Gruber	2016

### STOLEN BASES

1.	43	Cole Gruber	(43-50)	2016
2.	35	Bryan Frew	(35-40)	2008
3.	34	Cole Gruber	(34-38)	2014
4.	28	Chad Leon	(28-35)	2006
5.	26	Jake Wurth	(26-28)	2001
6.	25	Steve Nabity	(25-25)	1976
7.	24	Joe Maia	(24-24)	1993
8.	23	Gary Newton	(23-24)	1988
	23	Patrick Johnston	(23-27)	2002
10.	22	Rich Bernstein	(22-22)	1975

### STOLEN BASE ATTEMPTS

1.	50	Cole Gruber	(43-50)	2016
2.	40	Bryan Frew	(35-40)	2008
3.	38	Cole Gruber	(34-38)	2014
4.	35	Chad Leon	(28-35)	2006
5.	28	Jake Wurth	(26-28)	2001
	28	Cole Gruber	(22-28)	2015
7.	27	Patrick Johnson	(23-27)	2002
8.	26	Bryan Frew	(20-26)	2007
9.	25	Steve Nabity	(25-25)	1976
	25	Jake Wurth	(17-25)	2004



## SINGLE-SEASON PITCHING RECORDS

Tyler Fox set the single-season innings pitched record in 2016 with 100.2.



### EARNED RUN AVERAGE

Minimum 50 IP

1.	0.00	Bob Offerjost	(58.2 IP)	1953
2.	0.52	Larry Krehbiel	(52.1 IP)	1964
3.	1.35	Steve Lipman	(53.1 IP)	1962
4.	1.37	Dave Blum	(52.2 IP)	1976
5.	1.44	Gary Girouard	(62.2 IP)	1965
6.	1.50	Ken McEwen	(72.0 IP)	1966
7.	1.58	Steven Schoonover	(51.1 IP)	2014
8.	1.71	Larry Krehbiel	(68.1 IP)	1965
9.	1.77	Jim Kantor	(61.0 IP)	1977
10.	1.80	Tyler Cloyd	(85.0 IP)	2007
11.	1.86	Mike Metz	(87.0 IP)	1977

### STRIKEOUTS/9 INNING GAME

Minimum 50 IP

1.	15.66	Joe Holtmeyer	(87.1 IP)	2010
2.	12.90	Larry Krehbiel	(52.1 IP)	1964
3.	12.78	Larry Krehbiel	(68.1 IP)	1965
4.	12.44	Barry Miller	(72.1 IP)	1962
5.	12.29	Barry Miller	(82.0 IP)	1961
6.	12.09	Joe Holtmeyer	(57.1 IP)	2009
7.	11.92	Joe Holtmeyer	(71.0 IP)	2011
8.	11.06	Gary Girouard	(62.2 IP)	1965
9.	10.91	Tim Huber	(78.1 IP)	2008
10.	10.75	Nick Russell	(68.2 IP)	2005

### STRIKEOUTS

1.	152	Joe Holtmeyer	2010
2.	112	Barry Miller	1961
3.	100	Barry Miller	1962
4.	97	Larry Krehbiel	1965

5.	96	Tyler Cloyd	2007
6.	95	Tim Huber	2008
7.	94	Joe Holtmeyer	2011
8.	93	Troy Cloyd	2005
9.	91	Mike Metz	1977
10.	88	Ron Barnes	1988
	88	Chris Kessinger	2008

### WINS

1.	11	Barry Miller	(11-0)	1962
	11	Chris Kessinger	(11-1)	2008
3.	10	Troy Cloyd	(10-3)	2005
	10	Josh Lundin	(10-1)	2006
	10	Ben Percival	(10-4)	2009
	10	Tyler Fox	(10-2)	2016
7.	9	Barry Miller	(9-1)	1961
	9	Tim Huber	(9-1)	2008
	9	Chris Kessinger	(9-4)	2009
	9	Joe Holtmeyer	(9-2)	2010
	9	Tyler Fox	(9-1)	2014

### SAVES

1.	11	Nate McCabe	2003
2.	8	Nate McCabe	2002
	8	Shawn Smith	2006
	8	Shawn Smith	2007
5.	7	Chris Irsfeld	1995
6.	6	Brandon Kelley	2005
	6	Blake Denoyer	2006
8.	5	Mike Jones	1985
	5	Josh Bullock	2014
	5	Ryan Cate	2016

### APPEARANCES

1.	22	Chris Irsfeld	1996
	22	Nate McCabe	2003
	22	Anthony Falcone	2014
4.	21	Shawn Smith	2006
5.	20	Shawn Smith	2007
	20	Nate McCabe	2002
7.	19	Blake Denoyer	2007
8.	18	Joe Mancuso	1982
	18	Jon Crosby	1997
	18	Adam Drury	2005
	18	Brandon Kelley	2005
	18	Brandon Dahl	2007

### SHUTOUTS

1.	5	Larry Krehbiel	1964
	5	Troy Cloyd	2005
3.	4	Larry Krehbiel	1965
	4	Dave Blum	1976
	4	Mike Metz	1977
6.	3	Steve Lipman	1962
	3	Jack Holder	1966
	3	Ken McEwen	1966
	3	Rich Bernstein	1974
	3	Dave Blum	1977
	3	Kyle Funk	2001

### INNINGS PITCHED

1.	100.2	Tyler Fox	2016
2.	100.1	Ben Percival	2009
3.	96.0	Troy Cloyd	2005
4.	93.2	Tyler Fox	2015
5.	88.1	Zach Williamsen	2015
6.	87.1	Joe Holtmeyer	2010
7.	87.0	Mike Metz	1977
8.	86.1	Chris Kessinger	2009
9.	85.0	Tyler Cloyd	2007
10.	82.0	Barry Miller	1961



## CAREER BATTING RECORDS

### BATTING AVERAGE

Minimum 200 AB

1.	.391	Chris Weimer	(175-447)	2007-08
2.	.378	Drew Schwab	(98-259)	2008-09
	.378	Andrew Hansen	(159-421)	2009-10
4.	.375	Dave Poulicek	(189-504)	1979-82
5.	.373	Troy Cloyd	(85-228)	2004-05
6.	.372	Evan Porter	(323-869)	2006-09
7.	.371	Joe Benes	(86-232)	1979-81
8.	.369	Brady Hohl	(156-423)	2009-12
	.369	Tyler Splichal	(138-374)	2010-14
10.	.367	Chad Leon	(158-430)	2005-06

### SLUGGING PERCENTAGE

Minimum 200 AB

1.	.785	Chris Weimer	(447 AB)	2007-08
2.	.696	Dave Poulicek	(504 AB)	1979-82
3.	.682	Jim Sledge	(302 AB)	2003-04
4.	.619	Chad Leon	(430 AB)	2005-06
5.	.614	Troy Cloyd	(228 AB)	2004-05
6.	.610	Justin Cook	(405 AB)	2001-03
7.	.606	Evan Porter	(869 AB)	2006-09
8.	.586	Ed Dineen	(321 AB)	1982-85
9.	.581	Eric Gordon	(465 AB)	2000-03
10.	.575	Drew Schwab	(259 AB)	2008-09

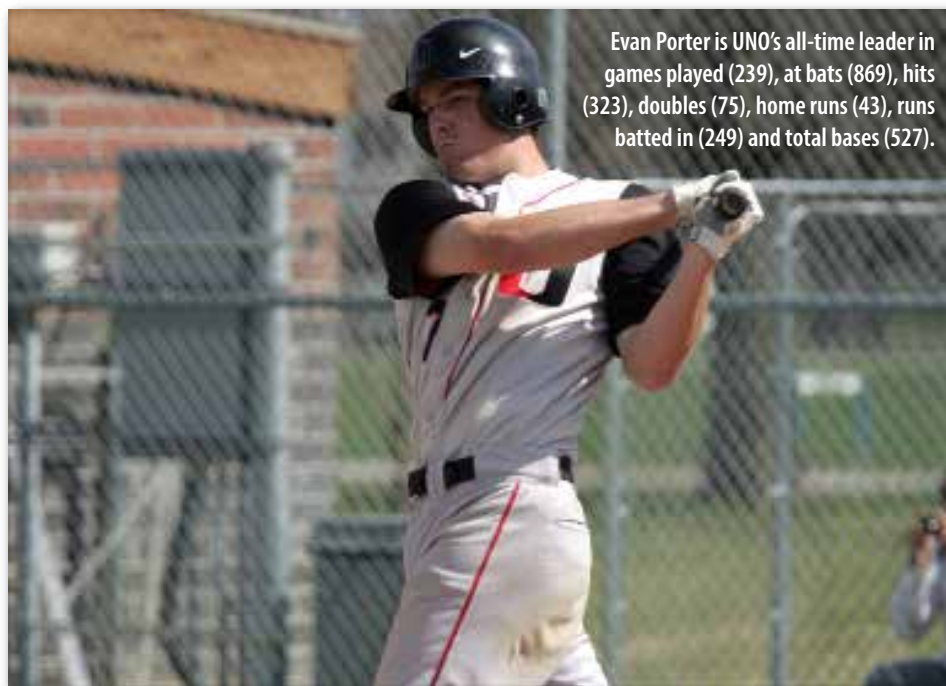
### ON-BASE PERCENTAGE

Minimum 200 AB

1.	.502	Russ Hamer	(233 AB)	1995-96
2.	.491	Joe Benes	(232 AB)	1979-81
3.	.480	Lyle Lafountain	(367 AB)	2005-06
4.	.474	Justin Cook	(405 AB)	2001-03
5.	.472	Greg Geary	(531 AB)	1994-97
6.	.469	Bruce Benedict	(338 AB)	1974-76
7.	.467	Casey Hunter	(204 AB)	1990-91
8.	.462	Bryan Frew	(772 AB)	2005-08
9.	.461	Ed Dineen	(321 AB)	1982-85
10.	.460	John Shoemaker	(501 AB)	1998-2002

### GAMES PLAYED

1.	239	Evan Porter	2006-09
2.	233	Bryan Frew	2005-08
3.	211	Tyler Splichal	2010-14
4.	201	Alex Schultz	2013-16
5.	200	Clayton Taylor	2013-16
6.	198	Cole Gruber	2013-16
7.	195	Matt Meyer	2005-09
8.	193	Caleb Palensky	2011-14
9.	185	Jake Wurth	2001-04
10.	183	Brian Goliber	2006-09



Evan Porter is UNO's all-time leader in games played (239), at bats (869), hits (323), doubles (75), home runs (43), runs batted in (249) and total bases (527).

### GAMES STARTED

1.	239	Evan Porter	2006-09
2.	226	Bryan Frew	2005-08
3.	211	Tyler Splichal	2010-14
4.	200	Alex Schultz	2013-16
5.	194	Clayton Taylor	2013-16
6.	192	Cole Gruber	2013-16
7.	174	Jake Wurth	2001-04
8.	169	Brian Goliber	2006-09
9.	159	Brady Hohl	2009-12
10.	157	Mat Eikmeier	2007-09

### AT-BATS

1.	869	Evan Porter	2006-09
2.	772	Bryan Frew	2005-08
3.	758	Alex Schultz	2013-16
4.	753	Tyler Splichal	2010-14
5.	719	Clayton Taylor	2013-16
6.	714	Cole Gruber	2013-16
7.	670	Caleb Palensky	2011-14
8.	632	Brady Hohl	2009-12
9.	608	Jake Wurth	2001-04
10.	569	Josh Shirk	2003-05, 2008

### RUNS SCORED

1.	222	Bryan Frew	2005-08
2.	215	Evan Porter	2006-09
3.	163	Cole Gruber	2013-16
4.	162	Alex Schultz	2013-16
5.	151	Jake Wurth	2001-04

6.	145	Clayton Taylor	2013-16
7.	141	Greg Geary	1994-97
8.	140	Dave Poulicek	1979-82
	140	Brady Hohl	2009-12
10.	139	John Shoemaker	1998-2002

### HITS

1.	323	Evan Porter	2006-09
2.	268	Bryan Frew	2005-08
3.	252	Cole Gruber	2013-16
4.	249	Tyler Splichal	2010-14
5.	237	Clayton Taylor	2013-16
6.	218	Brady Hohl	2009-12
	218	Alex Schultz	2013-16
8.	198	Caleb Palensky	2011-14
9.	189	Dave Poulicek	1979-82
10.	186	Josh Shirk	2003-05, 08

### DOUBLES

1.	75	Evan Porter	2006-09
2.	51	Andrew Hansen	2009-10
3.	49	Bryan Frew	2005-08
4.	42	Justin Cook	2001-03
5.	45	Caleb Palensky	2011-14
	45	Tyler Splichal	2010-14
	45	Clayton Taylor	2013-16
8.	43	Alex Schultz	2013-16
9.	38	Pat Gibbons	1983-86
	38	John Shoemaker	1998-2002



## CAREER BATTING RECORDS

Cole Gruber set Omaha's career stolen bases record with 105 from 2013-16.



### TRIPLES

1.	16	Dave Poulicek	1979-82
2.	14	John Shoemaker	1998-2002
3.	12	Rich Bernstein	1973-76
4.	10	Chris Weimer	2007-08
5.	9	Bryan Frew	2005-08
6.	8	Bruce Benedict	1974-76
	8	Ed Dineen	1982-85
8.	7	Rich Shefte	1976-79
	7	Tim Conway	1978, 1980-81
	7	Chad Leon	2005-06
	7	Travis Jacobi	2008-11
	7	Caleb Palensky	2011-14

### HOME RUNS

1.	43	Evan Porter	2006-09
2.	41	Chris Weimer	2007-08
3.	34	Dave Poulicek	1979-82
4.	29	Clayton Taylor	2013-16
5.	26	Eric Gordon	2000-03
6.	25	Jim Sledge	2003-04
7.	24	Chad Leon	2005-06
8.	21	Jake Wurth	2001-04
	21	Bryan Frew	2005-08
10.	19	Mike Sullivan	1992-95
	19	Greg Geary	1994-97
	19	Justin Cook	2001-03

### RUNS BATTED IN

1.	249	Evan Porter	2006-09
2.	174	Clayton Taylor	2013-16
3.	153	Dave Poulicek	1979-82

4.	152	Bryan Frew	2005-08
5.	135	Chris Weimer	2007-08
6.	131	Greg Geary	1994-97
	131	Spencer Doyle	2000-03
8.	125	Eric Gordon	2000-03
9.	122	Caleb Palensky	2011-14
10.	117	Jake Wurth	2001-04

### TOTAL BASES

1.	527	Evan Porter	2006-09
2.	398	Bryan Frew	2005-08
3.	379	Clayton Taylor	2013-16
4.	351	Dave Poulicek	1979-82
	351	Chris Weimer	2007-08
6.	326	Tyler Splichal	2010-14
7.	310	Cole Gruber	2013-16
8.	292	Caleb Palensky	2011-14
9.	288	Jake Wurth	2001-04
	288	Brady Hohl	2009-12

### WALKS

1.	149	Bryan Frew	2005-08
2.	145	Greg Geary	1994-97
3.	107	Alex Schultz	2013-16
4.	105	Cole Gruber	2013-16
5.	99	Clayton Taylor	2013-16
6.	87	Matt Piechota	1989-92
7.	86	John Shoemaker	1998-2002
8.	84	Doug Speckman	1987-90
9.	83	Rich Shefte	1976-79
10.	78	Casey Hunter	1990-91
	78	Steve Nabity	1975-77

### SACRIFICE FLIES

1.	15	Evan Porter	2006-09
	15	Mat Eikmeier	2007-09
	15	Caleb Palensky	2011-14
4.	14	Greg Geary	1994-97
	14	Clayton Taylor	2013-16
6.	11	Spencer Doyle	2000-03
	11	Jeremy Klein	2008-10
8.	10	Brett Koehn	2009-10
9.	10	Alex Mortensen	2012-15
10.	9	Josh Shirk	2003-05, 2008
	9	Brady Hohl	2009-12
	9	Tyler Splichal	2010-14

### SACRIFICE HITS

1.	34	Cole Gruber	2013-16
	34	Tyler Splichal	2010-14
3.	27	Bryan Frew	2005-08
4.	25	David Bodnar	2003-06
5.	21	Alex Kotera	2006-07
6.	18	Brian Goliber	2006-09
7.	17	Bill Ryan	1992-95
	17	Greg Geary	1994-97
	17	Ty Fleck	2002-03
	17	Mat Eikmeier	2007-09

### STOLEN BASES

1.	105	Cole Gruber	(105-122)	2013-16
2.	72	Bryan Frew	(72-86)	2005-08
3.	70	Jake Wurth	(70-90)	2001-04
4.	52	Patrick Johnston	(52-61)	2000-03
5.	48	Matt Meyer	(48-54)	2005-09
6.	44	Gary Newton	(44-48)	1985-88
	44	Chad Leon	(44-54)	2005-06
8.	43	Jay Maia	(43-43)	1992-93
9.	42	Travis Jacobi	(42-48)	2008-11
10.	40	Gary Haney	(40-40)	1973-76



## CAREER PITCHING RECORDS

### EARNED RUN AVERAGE

Minimum 75 IP

1.	0.00	Bob Offerjost	(101.2 IP)	1950-53
2.	1.19	Larry Krehbiel	(120.2 IP)	1963-65
3.	1.98	Ken McEwen	(136.2 IP)	1963-66
4.	2.18	Rick Onkka	(86.2 IP)	1976-77, 1979
5.	2.33	Erv Rehder	(89.0 IP)	1966-69
	2.33	Jack Holder	(108.1 IP)	1966-68
7.	2.42	Tyler Cloyd	(154.1 IP)	2006-07
8.	2.51	Barry Miller	(154.1 IP)	1960-62
9.	2.61	Larry Carlson	(89.2 IP)	1966-69
10.	2.73	Jim Kantor	(154.2 IP)	1974-77

### STRIKEOUTS

1.	323	Joe Holtmeyer		2009-11
2.	277	Tim Huber		2005-08
3.	239	Tyler Fox		2013-16
4.	226	Mike Metz		1975-78
5.	212	Barry Miller		1960-62
6.	204	Kyle Funk		2000-03
7.	185	Ron Barnes		1986-89
8.	178	Josh Lundin		2005-07
9.	174	Sam Murphy		2013-17
10.	172	Larry Krehbiel		1963-65

### WINS

1.	30	Tyler Fox	(30-9)	2013-16
2.	29	Kyle Funk	(29-7)	2000-03
3.	24	Tim Huber	(24-9)	2005-08
	24	Joe Holtmeyer	(24-8)	2009-11
5.	22	Mike Metz	(22-10)	1975-78
6.	20	Barry Miller	(20-1)	1960-62
	20	Chris Kessinger	(20-5)	2008-09
8.	19	Josh Lundin	(19-10)	2005-07
	19	Dave Blum	(19-17)	1976-79
10.	16	Rich Bernstein	(16-5)	1973-76
	16	Jim Kantor	(16-4)	1974-77
	16	Troy Charf	(16-7)	1993-96

### SAVES

1.	19	Nate McCabe		2002-03
2.	16	Shawn Smith		2006-07
3.	14	Brandon Dahl		2006-10
4.	11	Chris Irsfeld		1992, 1994-96
	11	Josh Bullock		2010-14
6.	10	Blake Denoyer		2005-08
7.	6	Brandon Kelley		2005
8.	5	Mike Jones		1985-86
	5	Anthony Falcone		2011-14
	5	Ryan Cate		2015-present

### APPEARANCES

1.	64	Sam Murphy		2013-17
2.	63	Brandon Dahl		2006-10
3.	57	Chris Irsfeld		1992, 1994-96
4.	56	Kyle Funk		2000-03
5.	55	Blake Denoyer		2005-08
	55	Tim Huber		2005-08
	55	Tyler Fox		2013-16
8.	53	Josh Bullock		2010-14
9.	50	Weston Cooper		2002-05
	50	Zach Williamsen		2012-15

### GAMES STARTED

1.	54	Tyler Fox		2013-16
2.	47	Kyle Funk		2000-03
3.	41	Tim Huber		2005-08
4.	39	Matt Tew		2010-13
5.	37	Zach Williamsen		2012-15
6.	35	Dave Blum		1976-79
	35	Joe Holtmeyer		2009-11
8.	34	Mike Metz		1975-78
	34	Josh Lundin		2005-07
10.	27	Chris Kessinger		2008-09

### COMPLETE GAMES

1.	25	Mike Metz		1975-78
2.	24	Dave Blum		1976-79
3.	15	Rich Bernstein		1973-76
	15	Ron Barnes		1986-89
	15	Clark Anderson		1987-88
	15	Troy Cloyd		2004-05
7.	14	Joe Benes		1979-81
	14	Angelo Intile		1972, 1974-76
	14	Jim Kantor		1974-77
	14	Joe Holtmeyer		2009-11

### GAMES FINISHED

1.	42	Brandon Dahl		2006-10
2.	39	Nate McCabe		2002-03
3.	37	Blake Denoyer		2005-08
4.	33	Shawn Smith		2006-07
5.	16	Weston Cooper		2002-05
6.	15	Jeff Spilker		2001-04
	15	Brandon Kelley		2005
	15	Mark Johnson		2007-11
	15	Zach Croonquist		2010-12
9.	12	James Adams		2004-06
	12	Jim O'Connor		2000-01

### SHUTOUTS

1.	9	Larry Krehbiel		1963-65
2.	8	Dave Blum		1976-79
3.	6	Mike Metz		1975-78
	6	Troy Cloyd		2004-05
5.	5	Kyle Funk		2000-03
6.	4	Jack Holder		1966-68
	4	Rich Bernstein		1973-76
	4	Tyler Cloyd		2006-07
9.	3	Steve Lipman		1962
	3	Ken McEwen		1963-66
	3	Mike Fantaski		1977-80
	3	Joe Holtmeyer		2009-11

### INNINGS PITCHED

1.	329.1	Tyler Fox		2013-16
2.	255.2	Mike Metz		1975-78
3.	253.0	Tim Huber		2005-08
4.	249.1	Kyle Funk		2000-03
5.	236.1	Zach Williamsen		2012-15
6.	227.0	Dave Blum		1976-79
7.	216.2	Matt Tew		2010-13
8.	215.2	Joe Holtmeyer		2009-11
9.	199.1	Sam Murphy		2013-17
10.	182.2	Ron Barnes		1986-89

### BATTERS FACED

1.	1,379	Tyler Fox		2013-16
2.	1,115	Tim Huber		2005-08
3.	1,096	Kyle Funk		2000-03
4.	1,027	Zach Williamsen		2012-15
5.	977	Matt Tew		2010-13
6.	924	Joe Holtmeyer		2009-11
7.	898	Sam Murphy		2013-17
8.	780	Josh Lundin		2005-07
9.	711	Chris Kessinger		2008-09
10.	677	Corey Binger		2015-17



## YEAR-BY-YEAR STATISTICAL LEADERS

### ANNUAL BATTING LEADERS

Year	Batting Avg.	Home Runs	Runs Batted In	Doubles	Triples	Stolen Bases
1972	Dan Hill, .302	Jack Medick, 4	Jack Medick, 14	Al Eckley, 7	Mike Zahm, 2	Curt Peterson, 14
1973	Jack Medick, .353	Tim Porter, 3	Jack Medick, 35	Dave Ksiazek, 6	Rich Bernstein, 4	Dave Ksiazek, 7
1974	Rich Bernstein, .397	Sova, Hercinger, 1	Bernstein, 15	4 tied with 4	3 tied with 2	Steve Nabity, 25
1975	Bruce Benedict, .382	Bruce Benedict, 5	Al Wees, 31	Al Wees, 8	Rich Bernstein, 5	Rich Bernstein, 22
1976	Al Wees, .331	Jim Hercinger, 7	Al Wees, 42	Al Wees, 11	3 tied with 2	Steve Nabity, 25
1977	Rich Shefte, .338	Jeff Hunter, 6	Jeff Hunter, 25	Rich Shefte, 8	Steve Nabity, 2	Rich Shefte, 13
1978	B. Gillaspie/R. Shefte, .314	Two tied with 2	Mark Mancuso, 15	Mark Mancuso, 6	Tim Conway, 3	Mark Gillaspie, 10
1979	Rich Shefte, .447	Rich Shefte, 8	Rich Shefte, 42	Rich Shefte, 9	Rich Shefte, 5	John Oberdank, 10
1980	Joe Benes, .355	Dave Poulicek, 7	Dave Poulicek, 34	D. Poulicek/J. Benes, 6	Dave Poulicek, 8	Tom Neumann, 6
1981	Dave Poulicek, .400	Dave Poulicek, 7	Dave Poulicek, 43	Dave Poulicek, 9	Dave Poulicek, 5	Larry Klein, 9
1982	Dave Poulicek, .437	Dave Poulicek, 15	Dave Poulicek, 55	Kirk Nelson, 11	6 tied with 1	Kirk Nelson, 10
1983	R. Stambaugh, .352	R. Stambaugh, 4	R. Stambaugh, 31	R. Stambaugh, 11	Ed Dineen, 2	Larry Klein, 8
1984	Ed Dineen, .422	3 tied with 4	Ed Dineen, 20	Pat Gibbons, 11	Bill Lynam, 4	Ed Dineen, 12
1985	Dick Dineen, .381	Bill Lynam, 9	E. Dineen/P. Gibbons, 39	Pat. Gibbons, 10	Lynam/Palensky, 2	Dick Dineen, 21
1986	Joe Hendricks, .453	Mike Cody, 4	Pat Gibbons, 37	Pat Gibbons, 17	5 tied with 1	Gary Newton, 14
1987	Scott Limbo, .328	R. Venclauskas, 5	Gary Newton, 20	Scott Limbo, 12	Speckman/Newton, 1	Newton/Petry, 7
1988	Rich Spicl, .301	Brian Flemming, 4	Jac Catton, 22	G. Newton/J. Catton, 7	Gary Newton, 4	Gary Newton, 23
1989	Gary Lane, .313	Gary Lane, 6	Gary Lane, 26	Gary Lane, 11	Matt Piechota, 3	Scott LeMay, 10
1990	Brian Bohnet, .355	Gary Lane, 6	Casey Hunter, 21	Casey Hunter, 9	Brent Ryba, 2	HunterLeMay, 6
1991	Tom Vacek, .315	Tim Meyer, 4	Tim Meyer, 30	3 tied with 5	Dalton/Weberg, 2	3 tied with 4
1992	Jay Maia, .379	Joe Deutsch, 5	Joe Deutsch, 36	Matt Piechota, 9	Jay Maia, 3	Jay Maia, 19
1993	Tim Meyer, .388	T. Sullivan/J. Maia, 4	T. Moffett/J. Maia, 29	Todd Moffett, 12	Joe Deutsch, 2	Jay Maia, 24
1994	Dave Vallinch, .358	Mike Sullivan, 9	Greg Geary, 39	Tom Sullivan, 14	G. Geary/C. Worley, 2	Bill Ryan, 12
1995	Joe Daneff, .369	Joe Daneff, 7	Joe Daneff, 34	Joe Daneff, 12	3 tied with 1	Bill Ryan, 7
1996	Russ Hamer, .350	A. Kusleika/G. Geary, 5	Russ Hamer, 33	Russ Hamer, 12	Tom Sweeny, 2	Pete Englund, 12
1997	Pete Englund, .405	Greg Geary, 7	Greg Geary, 52	Derek Voss, 16	4 tied with 2	F. Waltman, 6
1998	Brent Rasmussen, .405	Brent Rasmussen, 6	Brent Rasmussen, 36	Brent Rasmussen, 11	R. Lockee/M. Haynes, 2	F. Waltman, 9
1999	Jason Herzog, .406	Pete Englund, 7	Jason Herzog, 44	3 tied with 12	John Shoemaker, 2	Justin Siebler, 3
2000	John Shoemaker, .377	Jason Herzog, 5	John Shoemaker, 43	Jason Herzog, 13	John Shoemaker, 10	John Shoemaker, 11
2001	Justin Cook, .370	Justin Cook, 3	Spencer Doyle, 25	Justin Cook, 3	Eric Rysdam, 3	Jake Wurth, 26
2002	David Kros, .407	J. Cook/E. Gordon, 10	Eric Gordon, 55	E. Gordon/D. Persons, 20	J. Shoemaker/D. Persons, 2	Patrick Johnston, 23
2003	Erick Gordon, .375	3 tied with 10	Spencer Doyle, 62	E. Gordon/S. Doyle, 15	Patrick Johnston, 3	Jake Wurth, 16
2004	Jim Sledge, .367	Jim Sledge, 15	Jim Sledge, 43	3 tied with 13	K. Whitman/J. Kilker 2	Jake Wurth, 17
2005	Troy Cloud, .366	Chad Leon, 11	Chad Leon, 52	Troy Cloud, 19	Chad Leon, 5	Chad Leon, 16
2006	Marc Centofante, .424	Chad Leon, 13	Evan Porter, 50	Evan Porter, 17	Bryan Few, 3	Chad Leon, 28
2007	Chris Weimer, .377	Chris Weimer, 18	Evan Porter, 61	Evan Porter, 17	Chris Weimer, 4	B. Frew/M. Meyer, 20
2008	Chris Weimer, .405	Chris Weimer, 23	Chris Weimer, 77	Evan Porter, 18	Chris Weimer, 6	Bryan Frew, 35
2009	Evan Porter, .424	Evan Porter, 10	Evan Porter, 62	Andrew Hansen, 33	3 tied with 3	Travis Jacobi, 15
2010	Tyler Lundy, .447	Tyler Lundy, 8	Tyler Lundy, 56	Tyler Splichal, 22	Tyler Lundy, 4	Travis Jacobi, 15
2011	Brady Hohl, .408	Jed Hanson, 8	Jed Hanson, 48	Caleb Palensky, 14	Mark Waldron, 3	Brady Hohl, 15
2012	Colby McCord, .435	Alex Mortensen, 4	Alex Mortensen, 26	Colby McCord, 18	Palensky/Donner/McCrite, 2	Brady Hohl, 14
2013	Cory Buckley, .391	Ryan Keele, 6	Ryan Keele, 33	Alex Mortensen, 15	Cory Buckley, 2	Brett Bass, 11
2014	Clayton Taylor, .342	Clayton Taylor, 9	Clayton Taylor, 48	Clayton Taylor, 17	Taylor/Jewett/Gruber/Palensky, 2	Cole Gruber, 34
2015	Cole Gruber, .399	Clayton Taylor, 8	Clayton Taylor, 42	Alex Schultz, 12	Clayton Taylor, 2	Cole Gruber, 22
2016	Cole Gruber, .376	Clayton Taylor, 11	Clayton Taylor, 66	Alex Schultz, 14	C. Gruber/A. Caniglia, 2	Cole Gruber, 43
2017	Sam Palensky, .289	A. Caniglia/N. Mallott, 3	Ryan Cate, 31	Ryan Cate, 14	Adam Caniglia, 2	Cole Thibodeau, 9



# YEAR-BY-YEAR STATISTICAL LEADERS

## ANNUAL PITCHING LEADERS

Year	Wins	Earned Run Average (min. 20 IP)	Strikeouts	Saves
1972	Angelo Intile, 6	Gary Walker, 2.19	Angelo Intile, 63	Statistic not kept
1973	Rick Vuagniaux, 5	Neil Barna, 2.45	Gary Walker, 66	Statistic not kept
1974	Rich Bernstein, 5	Rich Bernstein, 1.72	Dan Langer, 50	Statistic not kept
1975	Rich Bernstein, 7	Rich Bernstein, 2.13	Dan Langer, 49	Statistic not kept
1976	Dave Blum, 6	Dave Blum, 1.37	Mike Metz, 50	M. Metz/R. Weigel, 1
1977	Mike Metz, 7	Jim Kantor, 1.77	Mike Metz, 91	Lyle Simmons, 3
1978	Mike Metz, 5	Jeff Koth, 1.63	Mike Metz, 58	Lyle Simmons, 5
1979	4 tied with 4	Dan Gomez, 2.67	Dan Gomez, 36	Lyle Simmons, 2
1980	Joe Benes, 4	Joe Benes, 3.02	Joe Benes, 73	Joe Benes/Roger Reese, 1
1981	Joe Benes, 7	Mark King, 2.61	Joe Benes, 67	G. Schuetze/G. Larsen, 1
1982	Jerry Mohr/Mark King, 5	Jerry Mohr, 3.69	Joe Mancuso, 45	Joe Mancuso, 2
1983	3 tied with 2	Mark King, 4.84	Joe Mancuso, 36	Joe Mancuso, 2
1984	Joe Mancuso, 5	Joe Mancuso, 2.77	Joe Mancuso, 48	J. Mancuso/G. Rutherford, 1
1985	Mike Grandgenett, 6	Mike Grandgenett, 3.99	Mike Grandgenett, 32	Mike Jones, 5
1986	Karl Dierman, 4	Mike Jones, 4.45	Mike Jones, 36	Pat Gibbons, 2
1987	Clark Anderson, 3	Gary Price, 4.91	Gary Lane, 24	Gary Price, 2
1988	Clark Anderson, 6	Ron Barnes, 4.48	Ron Barnes, 88	Gary Price, 2
1989	Ron Barnes, 6	Rich Spicl, 4.27	Ron Barnes, 64	---
1990	Chris Shanahan, 5	Chris Shanahan, 4.79	Mike Dmyterko, 39	Mike Dmyterko, 1
1991	Steve Paup, 3	Steve Paup, 3.16	Steve Paup, 31	---
1992	Steve Paup, 6	Cory Erspamer, 2.65	Don Karbowski, 48	J. Deutsch/C. Erspamer, 2
1993	Don Karbowski, 6	Don Karbowski, 3.54	Don Karbowski, 52	Ethan Anderson, 2
1994	C. Irsfeld/D. Vallinch 6	Ethan Anderson, 3.97	D. Vallinch/B. Van Avery, 49	Troy Charf, 2
1995	Troy Charf, 7	Dave Vallinch, 2.84	Joe Daneff, 28	Chris Irsfeld, 7
1996	Mike Kros, 4	Steve Winkler, 5.08	Jamie Cox, 34	Chris Irsfeld, 3
1997	Bill Childers, 6	Steve Synowicki, 4.41	Bill Childers, 31	Jon Crosby, 4
1998	Carey Schrank, 6	Carey Schrank, 2.11	Carey Schrank, 48	Brent Rasmussen, 1
1999	Brent Rasmussen, 7	Brent Rasmussen, 2.79	Brent Rasmussen, 64	J. McPherson/B. Temple, 1
2000	Kyle Funk, 7	Aaron Woodard, 3.15	Aaron Woodard, 56	James O'Connor, 3
2001	Kyle Funk, 7	Kyle Funk, 3.71	Aaron Woodard, 61	5 tied with 1
2002	Kyle Funk, 8	Nate McCabe, 1.26	James Peters, 61	Nate McCabe, 8
2003	Kyle Funk, 8	Nate McCabe, 3.50	Kyle Funk, 70	Nate McCabe, 11
2004	Troy Cloyd, 5	Neal Belt, 3.05	Jon Christiansen, 53	J. Adams/M. Clutts, 2
2005	Troy Cloyd, 10	Troy Cloyd, 1.88	Troy Cloyd, 93	Brandon Kelley, 6
2006	Josh Lundin, 10	Shawn Smith, 2.29	Tyler Cloyd, 77	Shawn Smith, 8
2007	Tyler Cloyd, 8	Tyler Cloyd, 1.80	Tyler Cloyd, 96	Shawn Smith, 8
2008	Chris Kessinger, 11	Chris Kessinger, 2.58	Tim Huber, 95	Brandon Dahl/Brian Strawn, 3
2009	Ben Percival, 10	Chris Kessinger, 3.02	Chris Kessinger, 82	Brandon Dahl, 4
2010	Joe Holtmeyer, 9	Brandon Dahl, 2.82	Joe Holtmeyer, 152	Brandon Dahl, 3
2011	Joe Holtmeyer, 8	Zach Croonquist, 1.19	Joe Holtmeyer, 94	C. Buckley/A.Reck, 2
2012	Z. Williamsen/C. Smith, 2	Cole Volkers, 3.16	Matt Tew, 48	Derek Landis, 2
2013	Tyler Fox, 6	Zach Williamsen, 3.38	Matt Tew, 54	Derek Landis, 7
2014	Tyler Fox, 9	Steven Schoonover, 1.58	Tyler Fox, 57	Josh Bullock, 5
2015	Zach Williamsen, 7	Tyler Fox, 2.88	Tyler Fox, 72	Cole Volkers, 3
2016	Tyler Fox, 10	Tyler Fox, 3.04	Tyler Fox, 71	Ryan Cate, 5
2017	C. Binger/S. Murphy/P. Kinney, 3	Sam Murphy, 4.98	Sam Murphy, 69	Grant Suponchick, 2



## TEAM AND INDIVIDUAL RECORDS

### INDIVIDUAL SEASON

#### BATTING

Games.....	61	Evan Porter/Jeremy Klein (2009)
		Bryan Frew/Evan Porter (2007)
		Chad Leon/Josh Shirk (2005)
At Bats.....	232	Josh Shirk (2005)
Runs.....	79	Bryan Frew/Chris Weimer (2008)
Hits.....	97	Evan Porter (2009)
RBI.....	77	Chris Weimer (2008)
Doubles.....	33	Andrew Hansen (2009)
Triples.....	10	John Shoemaker (2000)
Home Runs.....	23	Chris Weimer (2008)
Stolen Bases.....	35	Bryan Frew (2008)
Hit by Pitch.....	23	Eric Gordon (2003)
Walks.....	60	Dustin Koca (2008)
Average.....	.491	Jack Vaccaro (1961)

#### PITCHING

Games.....	22	Nate McCabe (2003)
Innings.....	100.2	Tyler Fox (2016)
Wins.....	11	Chris Kessinger (2008)
		Barry Miller (1962)
Saves.....	11	Nate McCabe (2003)
ERA.....	0.51	Larry Krehbiel (1964)
Strikeouts.....	152	Joe Holtmeyer (2010)

### INDIVIDUAL SINGLE-GAME MISCELLANEOUS

Home Runs (Game).....	3	Brian Kudym (1996 at South Dakota)
Home Runs (Doubleheader).....	4	Brian Kudym (1996 at South Dakota)
RBI (Game).....	9	Tom Sullivan (1994 vs. Peru State)
RBI (Doubleheader).....	12	Tom Sullivan (1994 vs. Peru State)

### INDIVIDUAL CAREER

Games.....	239	Evan Porter (2006-09)
At Bats.....	869	Evan Porter (2006-09)
Runs.....	222	Bryan Frew (2005-08)
Hits.....	323	Evan Porter (2006-09)
RBI.....	249	Evan Porter (2006-09)
Doubles.....	75	Evan Porter (2006-09)
Triples.....	16	Dave Poulicek (1979-82)
Home Runs.....	43	Evan Porter (2006-09)
Stolen Bases.....	105	Cole Gruber (2013-16)
Walks.....	149	Bryan Frew (2005-08)
Average.....	.403	Andrew Hansen (2009-10)

### TEAM SEASON

Games.....	61	2005, 2007, 2009
At Bats.....	1,977	2009
Runs.....	487	2008
Hits.....	663	2009
RBI.....	447	2008
Doubles.....	144	2009
Triples.....	30	2000
Home runs.....	79	2008
Stolen bases.....	103	1976
Hit by pitch.....	88	2006
Average.....	.338	2008
Innings.....	478.1	2016
Wins.....	45	2006, 2008
Saves.....	19	2006
ERA.....	2.11	1964
Strikeouts.....	472	2008



Joe Holtmeyer set the school record for single-season strikeouts after fanning 152 batters in 2010.



## ALL-TIME SERIES RECORDS

Abilene Christian..... 1-2	Fort Hays State..... 13-12	Murray State ..... 1-10	Southwest Missouri..... 1-1
Air Force..... 8-7	Fort Wayne..... 19-15	NJIT..... 1-0	Southeastern Oklahoma ..... 9-5
Arkansas ..... 2-3	Gannon ..... 1-0	Nebraska..... 10-50	Southwestern (Texas)..... 2-1
Arkansas-Little Rock ..... 4-0	Georgia Southern ..... 0-1	Nebraska-Kearney..... 44-31	Southwest Texas State..... 2-2
Arkansas State ..... 2-0	Glassboro State ..... 2-0	Nebraska-Wesleyan ..... 53-17	St. Benedict..... 8-3
Arkansas Tech..... 5-1	Grambling..... 0-1	New Mexico ..... 4-3	St. Bonaventure ..... 1-0
Army ..... 0-1	Grand Canyon..... 2-6	New Mexico Highlands..... 0-1	St. Cloud State..... 33-17
Ashland..... 2-2	Grand Valley State..... 0-3	Northeast Oklahoma..... 1-0	St. Edwards (Texas) ..... 1-3
Assumption..... 2-1	Grand View..... 1-3	Northern Arizona ..... 0-2	St. Joseph's..... 3-1
Aquinas College ..... 1-0	Hamline ..... 3-1	Northern Colorado ..... 20-22	St. Mary's (Texas) ..... 3-6
Augustana..... 67-42	Hastings..... 28-6	Northern Iowa..... 5-9	St. Joseph's..... 3-1
Bellevue..... 22-7	Hillsdale..... 2-1	North Dakota ..... 31-19	St. Michael's ..... 2-0
Bemidji State ..... 1-0	Holy Cross ..... 1-0	North Dakota State ..... 35-33	Stephen F. Austin ..... 3-11
Bethany-Nazarene ..... 1-2	Huntington College..... 1-0	North Florida..... 1-0	Sterling ..... 2-0
Boston College..... 1-0	Illinois ..... 0-1	Northwest Missouri State..... 35-29	Tampa ..... 0-3
Bowling Green ..... 1-0	Incarinate Word..... 2-4	Northwestern..... 0-2	Tarkio ..... 3-3
Bradley..... 4-1	Indiana State..... 1-2	Oakland..... 5-4	Tarleton State..... 1-1
Brandeis..... 1-0	Indianapolis ..... 1-0	Offutt AFB ..... 2-1	Texas A&M-Corpus Christi ..... 1-3
Briar Cliff..... 2-4	Iowa..... 5-5	Oklahoma Baptist ..... 1-2	Texas Lutheran ..... 2-5
Bucknell ..... 1-0	Iowa State..... 4-3	Oklahoma City..... 3-0	Texas Wesleyan ..... 0-3
Buena Vista ..... 5-1	Jacksonville State..... 0-1	Olivet Nazarene..... 1-1	Trinity (Texas)..... 3-2
BYU ..... 0-1	John Brown..... 0-2	Oral Roberts ..... 2-16	Truman..... 8-3
Cal State-Los Angeles..... 0-1	Kansas..... 0-5	Pan American..... 2-14	Tulsa..... 1-3
Cameron ..... 1-2	Kansas State..... 2-10	Patterson State ..... 1-0	Union (Tenn.)..... 0-1
Carson-Newman ..... 0-2	Kansas Wesleyan..... 1-3	Penn State..... 0-1	UNLV ..... 2-5
Central Missouri ..... 10-19	Kentucky ..... 0-2	Peru State ..... 31-7	Upper Iowa ..... 6-1
Central Oklahoma ..... 1-3	Kentucky Wesleyan ..... 1-0	Phillips..... 3-9	UTSA ..... 0-1
Chadron State ..... 1-0	Kutztown ..... 1-0	Pittsburg State ..... 17-7	Villanova ..... 1-0
Chicago State ..... 4-2	Lewis..... 1-0	Plano..... 2-0	Washburn ..... 36-36
Chico State..... 0-1	Lipscomb..... 1-1	Presbyterian ..... 0-1	Washington State ..... 0-4
Colorado Christian ..... 4-0	Louisville..... 0-3	Quincy..... 1-0	Wayne State (Mich.)..... 3-1
Concordia (Kan.)..... 5-0	LIU Brooklyn..... 1-0	Regis ..... 7-4	Wayne State (Neb.) ..... 36-39
Concordia (Minn.) ..... 0-1	MacAlester (Minn.) ..... 1-0	Rockhurst..... 20-6	West Chester..... 1-0
Concordia (Wis.)..... 1-0	Maine..... 0-1	Rollins..... 1-3	West Virginia Wesleyan ..... 3-1
Cortland State ..... 1-0	Mayville State ..... 3-4	Sacramento State..... 1-0	Westmar ..... 5-3
Creighton ..... 55-59	Mesa State ..... 2-3	Saint Leo ..... 0-1	Western Illinois ..... 18-10
Dallas ..... 1-3	Metro State ..... 1-6	Saint Louis ..... 2-0	Western Michigan ..... 1-0
Dana ..... 44-13	Midland ..... 32-6	Saint Mary's ..... 0-1	Western Union ..... 2-0
Dartmouth..... 2-1	Milwaukee ..... 0-1	Sam Houston State ..... 2-4	Western Washington..... 1-0
Defiance..... 1-0	Minnesota..... 1-3	Schreiner College ..... 0-2	Wichita State..... 7-5
Doane ..... 22-5	Minnesota-Crookston..... 2-0	Seattle ..... 1-2	William Jewell..... 3-3
Drake ..... 15-12	Minnesota Duluth ..... 17-3	Seton Hall ..... 0-1	Winona State ..... 4-1
Drury..... 2-0	Minnesota State-Mankato ..... 32-39	Simpson ..... 10-6	Wisconsin-Superior ..... 1-0
Dubuque ..... 1-0	Minnesota-Morris ..... 13-0	Southern (LA) ..... 1-0	Yankton..... 1-0
Eastern Carolina State ..... 0-1	Minot State ..... 14-1	Southern Connecticut ..... 1-1	York..... 2-0
Eastern Illinois..... 0-3	Missouri ..... 0-3	Southern Illinois..... 1-0	
Eastern Michigan ..... 1-3	Missouri-St. Louis..... 5-8	Southern Illinois-Edwardsville ..... 3-2	
East Stroudsburg..... 1-0	Missouri Western..... 27-12	South Dakota ..... 65-21	
Embry-Riddle ..... 1-1	Missouri Southern ..... 15-11	South Dakota State ..... 80-68	
Emporia College ..... 5-1	Morehead State ..... 1-1	Southeast Missouri..... 1-4	
Emporia State ..... 27-24	Morningside..... 74-48	Southwest Baptist..... 8-0	
Felician..... 1-0	Mount St. Mary's..... 0-1	Southwest Minnesota State ..... 8-2	



## ALL-TIME LETTERWINNERS

<u>Name</u>	<u>Year(s) Lettered</u>	<u>Hometown</u>	<u>Name</u>	<u>Year(s) Lettered</u>	<u>Hometown</u>
Josh Abel	2000	Walnut, Iowa	Duane Brus	1991-92-93	Harlan, Iowa
James Adams	2004-05-06	Littleton, Colo.	Cory Buckley	2011-12-13	Bellevue, Neb.
Colton Adams	2016	Beatrice, Neb.	Andrew Buehler	2015	Trenton, Ill.
Jon Ahrens	2006	Marshall, Minn.	Bill Buglewicz	1977	Omaha, Neb.
Rick Ahrens	1982	Wahoo, Neb.	Josh Bullock	2011-12-13-14	Elkhorn, Neb.
Russ Albin	1991	Honolulu, Hawaii	Scott Burns	1991-92	Omaha, Neb.
Chris Andreasen	1978	Omaha, Neb.	Chris Buscino	2001-02	Omaha, Neb.
Ethan Anderson	1992-93-94-95	Elkhorn, Neb.	Cody Butt	2004-05-06	Omaha, Neb.
Jace Anderson	2010	Omaha, Neb.	Jim Burzinski	1991	Plainfield, Ill.
Justin Andreson	2003	Omaha, Neb.	Robert Calvano	2014-15-16	Kansas City, Mo.
Max Ayoub	2012	Grand Island, Neb.	Patrick Campbell	2011	Stanton, Neb.
Dan Babe	1989-90	Gretna, Neb.	Adam Caniglia	2015-16-17	Omaha, Neb.
Nick Babe	1996-97	Omaha, Neb.	John Capellano	1998-99-00	Omaha, Neb.
Clint Backhaus	1986	Millard, Neb.	Nick Carlson	1999-00	Menasha, Wis.
Marc Badalucco	2002-03-04-06	Elkhorn, Neb.	Jim Carpenter	1977-78-79	Omaha, Neb.
Bryan Ballantyne	1981	Millard, Neb.	Steve Carr	1994	Kansas City, Mo.
Jeff Banghart	1981-82	Omaha, Neb.	Reid Carter	2011	Castle Rock, Colo.
Ron Barnes	1986-89	Omaha, Neb.	Dylan Casey	2013-14	Omaha, Neb.
Chris Barone	2006	Omaha, Neb.	Ryan Cate	2015-16-17	Omaha, Neb.
Greg Barnett	2004	Glasgow, Mont.	Jac Catton	1989	Omaha, Neb.
Brett Bass	2013-14	Omaha, Neb.	Paul Cech	1991	Schuyler, Neb.
Marty Basset	1983-84-85	Ogallala, Neb.	Marc Centofante	2006	Tampa, Fla.
Aaron Bearinger	2000-01	Omaha, Neb.	Troy Charf	1993-94-95-96	Lincoln, Neb.
Neal Belt	2003-04	Beatrice, Neb.	Jeff Cherek	1980	Omaha, Neb.
Dan Bendon	1979	Omaha, Neb.	Bill Childers	1996-97	Jefferson, Ky.
Joe Benes	1979-80-81	Omaha, Neb.	Jon Christiansen	2003-04	Lakin, Kan.
Jake Benne	2009-10-11	Lincoln, Neb.	Todd Christenson	1996	Omaha, Neb.
Mike Bennett	1978	Omaha, Neb.	Ryan Christenson	1998	New Hope, Minn.
Rollin Biel	1989	Elkhorn, Neb.	Sal Christy	1996-97-98	Santa Fe, N.M.
Tyler Biggs	2014	Bradenton, Fla.	Ryley Cidlik	2012	Dwight, Neb.
Bob Billinger	1977-78-79-80	Omaha, Neb.	Dave Clark	1997-98-99	Dayton, Wyo.
Corey Binger	2015-16-17	Victoria, Minn.	Jeremy Clark	2000	Ralston, Neb.
Jim Birge	1993	Omaha, Neb.	Troy Cloyd	2004-05-06	Bellevue, Neb.
Myron Bissen	1982-83	Harlan, Iowa	Tyler Cloyd	2007	Bellevue, Neb.
Dave Blum	1977-78-79	Millard, Neb.	Michael Clutts	2004	Overland Park, Kan.
Travis Bock	1990	Columbus, Neb.	Jake Cockle	2015	Papillion, Neb.
David Bodnar	2003-04-05-06	Omaha, Neb.	Mike Cody	1986	Omaha, Neb.
Mark Boehm	2005	Ogden, Iowa	Chris Collins	2001-02-03	Omaha, Neb.
Brian Bohnet	1989-90	Council Bluffs, Iowa	Curtis Collins	1993	Waterbury, Conn.
Jusitn Boles	2000	Glenwood, Iowa	Mike Collinson	1992	Swift Current, Saskatchewan, Canada
Ryan Bolt	2010-11	Omaha, Neb.	Dan Connelly	1979	Omaha, Neb.
Matt Boro	2007	Omaha, Neb.	David Conrad	2010	Polk City, Iowa
Kyler Brady	2013	Littleton, Colo.	Tim Conway	1978-80-81	Ralston, Neb.
Mike Braun	1983	Hooper, Neb.	Glen Cook	1996	North Platte, Neb.
Jim Brenzia	1978	Omaha, Neb.	Justin Cook	2001-02-03	Excelsior Springs, Mo.
Jamie Bretschneider	1996-97	Norfolk, Neb.	Ray Cooper	2000	Omaha, Neb.
Dan Brinkman	1998	Lincoln, Neb.	Weston Cooper	2002-03-04-05	Central City, Neb.
Paul Broderick	1998-99	Omaha, Neb.	Chris Corrin	1993	Mineola, Iowa
Ben Brown	2011	Omaha, Neb.	Matt Cowger	1983	Omaha, Neb.
Cody Brown	2011-12	Yorktown, Va.	Jamie Cox	1996-97	Princeton, Minn.
Justin Bruns	2008	Plattsmouth, Neb.	Sam Cromer	1990	Millard, Neb.



# ALL-TIME LETTERWINNERS

Name	Year(s) Lettered	Hometown	Name	Year(s) Lettered	Hometown
Zach Croonquist	2010-11-12	Omaha, Neb.	Perry Fisher	1982-83	Omaha, Neb.
Jon Crosby	1996-97	Ralston, Neb.	Mike Fitzpatrick	1991	Omaha, Neb.
Tom Culhane	1991	Omaha, Neb.	David Flattery	2016-17	Fort Dodge, Iowa
Joe Cunningham	1996-97	Ralston, Neb.	Ty Fleck	2002-03	North Platte, Neb.
Brian Cyronek	2000-02	Omaha, Neb.	Adam Ford	1998-99	Omaha, Neb.
Monty Daganhaar	1978	Ralston, Neb.	John Foresman	2001-02	Papillion, Neb.
Brandon Dahl	2007-08-09-10	Omaha, Neb.	Jake Foutch	2004	Valley, Neb.
Kyle Dahman	2009	Raymore, Mo.	Cam Fowler	2017	Moline, Ill.
Forest Dalton	1989-90-91	Omaha, Neb.	Bryan Frew	2005-06-07-08	Grand Island, Neb.
Joe Daneff	1993-94-95	Omaha, Neb.	Tyler Fox	2013-14-15-16	Thornton, Colo.
Dave Dasenbrock	1979	Omaha, Neb.	Kyle Funk	2000-01-02-03	Portsmouth, Iowa
Tyler Davies	2011	Papillion, Neb.	Jeff Fuqua	1989-90-91	Omaha, Neb.
Ken Davis	1993-94	Omaha, Neb.	Chris Fye	1985	Bellevue, Neb.
Jaimie Dean	1996	Santa Fe, N.M.	Trevor Gappa	2009-10-11	Elkhorn, Neb.
Steve DeBauche	1992	Omaha, Neb.	Dustin Garrens	1995	Elkhorn, Neb.
Matt DeGagne	2008	Brandon, Manitoba, Canada	Gregg Gausden	2014-15	Elkhorn, Neb.
John Depa	1981	Omaha, Neb.	Greg Geary	1994-95-96-97	Omaha, Neb.
Sam DeGeorge	1986	Omaha, Neb.	Dan Gibbons	2002	Omaha, Neb.
Blake DeNoyer	2005-06-07-08	Grand Island, Neb.	Pat Gibbons	1983-84-85-86	Ralston, Neb.
Andrew Dergan	2013-14	Omaha, Neb.	Mark Gillaspie	1978	Omaha, Neb.
Joe Deutsch	1992-93	Jordan, Minn.	Bruce Godwin	1985	Bellevue, Neb.
Karl Dierman	1986	Columbus, Neb.	Jeff Goetz	1982	Sheboygan, Wis.
John Dillingham	1998	Omaha, Neb.	Brian Goliber	2007-08-09	Orange City, Iowa
Dick Dineen	1984-85	Omaha, Neb.	Dan Gomez	1978-79-80	Omaha, Neb.
Ed Dineen	1982-83-84-85	Omaha, Neb.	Greg Gonzalez	1991	Omaha, Neb.
Rick Dischler	1977	Papillion, Neb.	Manuel Gonzalez	1982-84	Omaha, Neb.
Mike Dmyterko	1989-90	Omaha, Neb.	Brian Goliber	2006	Orange City, Iowa
Scotty Donner	2011-12	Crofton, Neb.	Val Goodmen	1981	Omaha, Neb.
Dave Dowthitt	1983	Omaha, Neb.	Eric Gordon	2000-01-02-03	Lincoln, Neb.
Spencer Doyle	2000-01-02-03	Lincoln, Neb.	Jeff Gordon	1990-91-92-93	Omaha, Neb.
Nick Drahozal	2017	Cedar Rapids, Iowa	Gary Gottsch	1981-82-83-84	Valley, Neb.
Brian Drake	1994-95-96-97	Waverly, Neb.	Mike Grandgenett	1984-85	Omaha, Neb.
Bill Dropinski	1992	Omaha, Neb.	Brad Greensbush	1992-93	Burnsville, Minn.
Adam Drury	2004-05	Tampa, Fla.	Chris Griesman	2001	Grand Island, Neb.
Brian Durow	1999-00	Omaha, Neb.	Austin Groth	2017	South Sioux City, Neb.
Aaron Eckrich	2003	Neola, Iowa	Cole Gruber	2013-14-15-16	Papillion, Neb.
Zach Eden	2014-15	Arvada, Colo.	Cory Grzbielski	1995	Omaha, Neb.
Mark Ehresman	2017	Eden Prairie, Minn.	Will Guideback	2000-02	Clinton, Calif.
Mat Eikmeier	2007-08-09	Howells, Neb.	Mike Gustavsson	1998	Hibbing, Minn.
Jim Elam	2001	Macon, Mo.	Ian Hagan	2002	Minneapolis, Minn.
Justin Elliot	2002	Gretna, Neb.	Andrew Hall	2017	Colorado Springs, Colo.
Pete Englund	1999	Omaha, Neb.	Tim Hallet	1992-93-94-95	Omaha, Neb.
Steve Erickson	1990	Millard, Neb.	Eric Hammer	2001	Omaha, Neb.
Todd Erickson	1986	Bellevue, Neb.	Russ Hamer	1995-96	Wayne, Neb.
Dan Ernst	1997-98	Omaha, Neb.	Tyler Hamer	2014-15	Elburn, Ill.
Cory Erspamer	1991-92-93-94	Omaha, Neb.	Mark Handberg	2014-15	Edina, Minn.
Marcus Ethen	2013-14-15-16-17	Omaha, Neb.	Brant Hanisch	2004	Sloan, Iowa
Anthony Falcone	2011-12-13-14	Omaha, Neb.	Cody Hansen	2005	Lincoln, Neb.
Landon Fall	2011-12	Kansas City, Mo.	Andrew Hansen	2009-10	Lakeville, Minn.
Mike Fanhtaski	1977-78-79-80	Papillion, Neb.	Jeff Hansen	2005-06	Omaha, Neb.
Brandon Finn	199	Greeley, Neb.	Paul Hansen	2009	Columbus, Neb.



## ALL-TIME LETTERWINNERS

<u>Name</u>	<u>Year(s) Lettered</u>	<u>Hometown</u>	<u>Name</u>	<u>Year(s) Lettered</u>	<u>Hometown</u>
Jed Hanson	2010-11	Forest Lake, Minn.	Mike Jones	1985-86	Papillion, Neb.
Scott Hanson	1992-93	Council Bluffs, Iowa	Ron Jones	1980	Millard, Neb.
Brent Harris	1978	Omaha, Neb.	Joe Kalamaja	1990	Omaha, Neb.
Tim Hartigan	1978-79-80	Omaha, Neb.	Jack Kalina	2016-17	Papillion, Neb.
Jeff Hastings	1983	Omaha, Neb.	Jim Kantor	1977	Omaha, Neb.
Brian Hauck	2006-07	Stillwater, Minn.	Terry Kapoun	2000-01	Omaha, Neb.
Chuck Hayes	1980	Council Bluffs, Iowa	Don Karbowski	1992-93	Omaha, Neb.
Mike Haynes	1999	Omaha, Neb.	Robert Kearney	2007	Tampa, Fla.
Matt Haynes	1999-00-01-02	Omaha, Neb.	Ryan Keele	2013	Bellevue, Neb.
Cal Hehnke	2016-present	Grand Island, Neb.	Brandon Kelley	2005	Denver, Colo.
Jason Hein	1996	Moose Jaw, Saskatchewan, Canada	Derrick Kendrick	2006	Omaha, Neb.
Joe Hendricks	1985-86	West Point, Neb.	Chris Kenny	1977	Omaha, Neb.
Todd Hendrickson	1980-81	Kimball, Neb.	Brian Kent	2001	Downers Grove, Ill.
Riley Herold	2016-17	Omaha, Neb.	Chris Kessinger	2008-09	Sioux Falls, S.D.
Jason Herzog	1999-00	Racine, Wis.	Justin Kilker	2004	Omaha, Neb.
Chad Hill	1995-96	Ralston, Neb.	David King	1996	Bellevue, Neb.
Ryan Hines	2007-08	Omaha, Neb.	Mark King	1981-82-83-84	Papillion, Neb.
Jeff Hirschbrunner	1997-98-99	Columbus, Neb.	Payton Kinney	2017	Firth, Neb.
Mike Hlavacek	1983	Omaha, Neb.	Casey Klapperich	2007	Rapid City, S.D.
Bob Hogenmiller	1992	Blair, Neb.	Jeremy Klein	2008-09-10	Omaha, Neb.
Brady Hohl	2009-10-11-12	Omaha, Neb.	Larry Klein	1981-82-83	Omaha, Neb.
Nathan Holman	2002-03	Morris, Ill.	Dustin Koca	2008	Papillion, Neb.
Doug Holmberg	1981-82	Omaha, Neb.	Brett Koehn	2009-10	Omaha, Neb.
Isaac Holt	2015-16	Colorado Springs, Colo.	Alex Kotera	2006-07	Wahoo, Neb.
Joe Holtmeyer	2009-10-11	Omaha, Neb.	Jeff Koth	1978	Ralston, Neb.
Ryan Hook	2010	St. Joseph, Mo.	Jeff Kozeny	1997-98-99	Omaha, Neb.
Randy Horning	1978-79	Omaha, Neb.	Mitch Kracl	2011-13	Omaha, Neb.
Brad Hostert	1990	Millard, Neb.	Lee Kramolisch	2003-04	Omaha, Neb.
Tim Huber	2005-06-07-08	Omaha, Neb.	Rob Krause	1992	Omaha, Neb.
Max Huerter	2010	Omaha, Neb.	Todd Kresnik	1980	Omaha, Neb.
Dan Hug	1978-79-80-81	Omaha, Neb.	Brad Krohn	1995-96	Council Bluffs, Iowa
Casey Hunter	1990-91	Omaha, Neb.	David Kros	2000-01-02-03	Omaha, Neb.
Jeff Hunter	1977	Millard, Neb.	Mike Kros	1995-96-97-98	Omaha, Neb.
Bernie Imig	1991-92-93-94	Omaha, Neb.	Kyle Kruger	2011	Omaha, Neb.
John Imig	1981-82	Omaha, Neb.	Mike Kubo	2010	Lisle, Ill.
Chris Irsfeld	1992-93-95-96	Marshall, Minn.	Brian Kudym	1995-96-97-98	Omaha, Neb.
Steve Iwasko	1977	Grand Rapids, Minn.	Adam Kusleika	1996	Omaha, Neb.
Brent Jackson	2005	Sioux City, Iowa	Dan Kuzma	2006-07-08	Lincoln, Neb.
Travis Jacobi	2008-09-10-11	Elkhorn, Neb.	Lyle Lafountain	2005-06	Valrico, Fla.
Andrew James	2010	Omaha, Neb.	Ryan Lafountain	2006-07	Valrico, Fla.
Todd Jansen	2003	Omaha, Neb.	Derek Landis	2011-12-13	Ralston, Neb.
Blair Jensen	1981	Omaha, Neb.	Gary Lane	1989-90	Omaha, Neb.
Daniel Jewett	2014-15	Poulsbo, Wash.	Terry Lane	1977-78	Omaha, Neb.
Nick Joens	2002	Omaha, Neb.	Tyler Lane	2012	Papillion, Neb.
Ed Johnson	1985	Indianola, Iowa	Dan Lang	1991	Ralston, Neb.
Jeff Johnson	1990	Elkhorn, Neb.	Clark Lange	1982	Omaha, Neb.
Josh Johnson	2000-01	Omaha, Neb.	Dan Larsen	2006	Princeton, Minn.
Mark Johnson	2008-09-10-11	Elsie, Neb.	Gregg Larsen	1981-82-83-84	Omaha, Neb.
Tom Johnson	1978-79	Omaha, Neb.	Mitch Larson	2014-15	Edina, Minn.
Cole Johnston	2015-17	Omaha, Neb.	Jason Latta	1999	Omaha, Neb.
Patrick Johnston	2000-01-02-03	Omaha, Neb.	Nick Lauver	2007	Grundy Center, Iowa



# ALL-TIME LETTERWINNERS

<u>Name</u>	<u>Year(s) Lettered</u>	<u>Hometown</u>	<u>Name</u>	<u>Year(s) Lettered</u>	<u>Hometown</u>
Nick Lawson	2016-17	Omaha, Neb.	Ben Miller	1999-00	Omaha, Neb.
Gene Leduc	2007	Lincoln, Neb.	Brett Miller	2013	Overland Park, Kan.
Mark Lehman	1998-99	Omaha, Neb.	Eric Miller	1991	Yutan, Neb.
Tony Leick	2001	Council Bluffs, Iowa	Phil Miller	1990-91	Harlan, Iowa
Collin Leif	2013-14-15-16	Bemidji, Minn.	Todd Moffett	1993-94	St. Louis, Mo.
Scott LeMay	1989-90	Omaha, Neb.	Jerry Mohr	1982-83-84-85	Omaha, Neb.
Chad Leon	2005-06	Tampa, Fla.	Shawn Montgomery	2004-05-06	Omaha, Neb.
Wayne Lesley	1990	Council Bluffs, Iowa	Eric Moreno	2016-17	Scottsbluff, Neb.
Brian Leslie	2002-03	Omaha, Neb.	Alex Mortensen	2012-13-15	Omaha, Neb.
Scott Lilleskov	1991	Omaha, Neb.	Larry Mortensen	1980	Omaha, Neb.
Ryan Lockee	1998	Omaha, Neb.	Dan Mosier	1980	Griswold, Iowa
Ryan Longtin	1999-00	Grand Rapids, Minn.	Derek Mueller	1995-96	Papillion, Neb.
Rich Longuil	1985	Portsmouth, N.H.	Scott Muilenberg	2007	Elkhorn, Neb.
Nate Love	2007	Roscoe, Ill.	Chris Mullins	2013	Oklahoma City, Colo.
Bill Luksa	1978	Omaha, Neb.	Greg Munchrath	1985	Omaha, Neb.
Josh Lundin	2005-06-07	Rapid City, S.D.	Vince Muniz	1990	Millard, Neb.
Tyler Lundy	2010	Minot, S.D.	Kevin Munro	1983	Omaha, Neb.
Bill Lynam	1984-85	Papillion, Neb.	Kelly Murphy	1989-90	Elkhorn, Neb.
Pete Macke	2015	Omaha, Neb.	Sam Murphy	2013-14-15-16-17	Lake Worth, Fla.
Jay Maia	1992-93	Waterbury, Conn.	Jim Murray	1992	Cheyenne, Wyo.
Nate Mallott	2017	Omaha, Neb.	Steve Nabity	1977	Omaha, Neb.
Keith Maly	1990-91-92	Millard, Neb.	Bryan Nelson	1980	Arlington, Neb.
Joe Mancuso	1982-83-84	Omaha, Neb.	Derek Nelson	2010	Omaha, Neb.
Joe Mancuso	2012	Papillion, Neb.	Jim Nelson	1981	Omaha, Neb.
Mark Mancuso	1977-78	Omaha, Neb.	Kirk Nelson	1980-81-82	Omaha, Neb.
Andrew Martinez	2009	Westminster, Colo.	Tom Neumann	1977-78-80	Omaha, Neb.
Mark Martinez	1978-80-81	Omaha, Neb.	Gary Newton	1985-86	Omaha, Neb.
Derek Martinson	2001	Mankato, Minn.	Sam Nocita	2004	Gretna, Neb.
Sean Mascia	2011	Woodbury, Minn.	Scott Norris	2001-02	Overland Park, Kan.
Andrew Masters	1998	Omaha, Neb.	Marshall Norton	1992	Louisville, Neb.
Nate McCabe	2002-03	Omaha, Neb.	James O'Connor	2000-01	Omaha, Neb.
Pat McCann	1978	Omaha, Neb.	Bernie O'Doherty	1981	Omaha, Neb.
Michael McClaren	2009	Las Vegas, Nev.	John Oberdank	1979	Norco, Calif.
Colby McCord	2009-10-11-12	Papillion, Neb.	Tom Ogee	2000-01	Omaha, Neb.
Connor McCrite	2011-12-13	Topeka, Kan.	Rich Onkka	1977	Omaha, Neb.
Adam McCullough	2003-04	Loveland, Colo.	Chris Olsen	1991	Hastings, Neb.
Dylan McGill	2012-13	Wahoo, Neb.	Brad Olson	2016	Omaha, Neb.
John McGuire	1982-83	Omaha, Neb.	Mitch Osowski	1978-80-81	Omaha, Neb.
Tim McKay	1986	Papillion, Neb.	Warren Ortmeier	1979	West Point, Neb.
John McNeil	1984-85	Omaha, Neb.	Caleb Palensky	2011-12-13-14	Papillion, Neb.
Jeff McNichols	2010-12	Omaha, Neb.	Jim Palensky	1984-85	Ralston, Neb.
Joe McPherson	1997-98-99-00	Ralston, Neb.	Sam Palensky	2016-17	Papillion, Neb.
Devin Meisenger	1986	Ralston, Neb.	Barry Park	1982-83-84-85	Millard, Neb.
Shane Meltz	2015-16-17	Thornton, Colo.	Cole Patterson	2015-16-17	Bellevue, Neb.
Mike Mercer	1985-86	Emerson, Iowa	Steve Paulmeyer	2005	Omaha, Neb.
Martin Merrill	1992-93-94	Omaha, Neb.	Steve Paup	1991-92	Denison, Iowa
Brett Mertins	1996	Ralston, Neb.	Jared Patton	2012	Basehor, Kan.
Connor Messinger	2013-14	Niwot, Colo.	Lonnie Pegg	1982	Papillion, Neb.
Mike Metz	1977-78	Omaha, Neb.	Wade Perry	2001	Fremont, Neb.
Matt Meyer	2006-07-08-09	Elkhorn, Neb.	Dan Persons	2001-02	Bovey, Minn.
Tim Meyer	1990-91-92-93	Grand Island, Neb.	Andrew Peters	2006	Omaha, Neb.



## ALL-TIME LETTERWINNERS

<u>Name</u>	<u>Year(s) Lettered</u>	<u>Hometown</u>	<u>Name</u>	<u>Year(s) Lettered</u>	<u>Hometown</u>
James Peters	2000-01-02-03	Omaha, Neb.	Mark Shaffar	1997	Omaha, Neb.
Fred Peterson	1983-84	Lincoln, Neb.	Chris Shanahan	1989-90	Omaha, Neb.
Jason Peterson	2006-07	Aurora, Ill.	Greg Sharpe	1990	Millard, Neb.
Ben Percival	2009	Clive, Iowa	Rich Shefte	1977-78-79	Bellevue, Neb.
Will Philbin	1983	Bellevue, Neb.	Josh Shirk	2004-05-08	Omaha, Neb.
Jacob Phipps	2007	Le Grand, Iowa	John Shoemaker	1999-00-01-02	Omaha, Neb.
Matt Piechota	1989-90-91-92	Elkhorn, Neb.	Randy Shoults	1978-79-80	Millard, Neb.
Mike Podjenski	1990	Omaha, Neb.	Justin Siebler	1996-97-98-99	Lincoln, Neb.
Dawson Porter	2014	Omaha, Neb.	Dan Siedell	1985	Lincoln, Neb.
Evan Porter	2006-07-08-09	Omaha, Neb.	Lyle Simmons	1977-78-79-80	Omaha, Neb.
Dave Poulicek	1979-80-81-82	Omaha, Neb.	Wes Simmons	2008-09	Tulsa, Okla.
Brad Prokupek	1996-97-98-99	Omaha, Neb.	Ron Siwa	1983	Omaha, Neb.
Dan Prusha	1983	Omaha, Neb.	Jim Sledge	2003-04	Omaha, Neb.
Gary Rachwalik	2004	Omaha, Neb.	Parker Smejkal	2017	Columbus, Neb.
Jim Rady	1991	Bellevue, Neb.	Curtis Smith	2011-12	Calagary, Alberta, Canada
Sam Raetz	2012-13	Lincoln, Neb.	James Smith	2017	Brighton, Colo.
Brent Rasmussen	1996-97-98-99	Ralston, Neb.	Mick Smith	1977	Omaha, Neb.
Andrew Reck	2010-11-12	Cedar Rapids, Iowa	Shawn Smith	2006-07	Topeka, Kan.
Mike Rector	2008	Knoxville, Iowa	Wally Smolinski	1978	Omaha, Neb.
Chris Redmond	1993-94-95	Omaha, Neb.	John Sorensen	2014	Papillion, Neb.
Tony Reed	2006-07	Omaha, Neb.	Jeff Sova	2003-04	Omaha, Neb.
Mike Reener	1990	Omaha, Neb.	Ron Sova	1983-84	Omaha, Neb.
Roger Reese	1980	Ralston, Neb.	Doug Speckman	1990	Omaha, Neb.
John Reid	1977	Millard, Neb.	Rich Spicl	1989-90	Omaha, Neb.
Zach Ries	2003	Omaha, Neb.	Jeff Spilker	2001-02-03-04	Papillion, Neb.
Paul Rindone	1980	Omaha, Neb.	Tyler Splichal	2010-11-12-13-14	Bellevue, Neb.
Brandon Rinne	2007	Omaha, Neb.	Mitch Sokol	1982	Clear Lake, Iowa
Mike Ripa	1994-95	Omaha, Neb.	Rick Stambaugh	1982-83	Waterloo, Ind.
Adam Robinson	1990	Imperial, Neb.	Adam Sterling	2000	Omaha, Neb.
Nick Russel	2005-06	Omaha, Neb.	Jeff Stokes	2003	Omaha, Neb.
Greg Rutherford	1984	Omaha, Neb.	Mike Story	1984-86	Blair, Neb.
Bill Ryan	1992-93-94-95	Lincoln, Neb.	Jason Strack	2001	Omaha, Neb.
Brent Ryda	1989-90	Council Bluffs, Iowa	Brian Strawn	2008-09	Bellevue, Neb.
Eric Rysdam	2001-02	Pine City, Minn.	Danny Suiter	2014	Lincoln, Neb.
Franklin Sams	1986	Omaha, Neb.	Dan Sullivan	1999	Norfolk, Neb.
Joe Salcedo	1990	Omaha, Neb.	Mike Sullivan	1992-93-94-95	Norfolk, Neb.
Larry Sanders	1981	Gallipolis, Ohio	Tom Sullivan	1994-95	Norfolk, Neb.
Martin Sartin	2011	Hamburg, Ark.	Beau Suponchick	2011-12	Papillion, Neb.
Brett Sasse	2014-15-16-17	Nebraska City, Neb.	Grant Suponchick	2016-17	Papillion, Neb.
Tim Schaareman	2015	Honselersdijk, The Netherlands	Min Sung	2005-06	Daegu, South Korea
Bill Schinder	1996	Omaha, Neb.	Dallas Sweazy	1999-00	Omaha, Neb.
Tom Schmidt	2009-10-11	Mahtomedi, Minn.	Tom Sweeny	1996-97	Inner Grove Heights, Minn.
Steven Schoonover	2012-13-14	Olympia, Wash.	Riley Sweeney	2015-16	Chaska, Minn.
Carey Schrank	1997-98	Manitowoc, Wis.	Skylar Sylvester	2016	Salt Lake City, Utah
Curt Schroeder	1998	West Bend, Wis.	Steve Synowicki	1996-97-98-99	Omaha, Neb.
Glen Schuetze	1980-81-82	West Point, Neb.	Chris Tate	2001-02-03	Kansas City, Mo.
Corbin Schulte	1990	Harlan, Iowa	Clayton Taylor	2013-14-15-16	Omaha, Neb.
Alex Schultz	2013-14-15-16	Sioux Falls, S.D.	John Taylor	1981-82	Omaha, Neb.
Drew Schwab	2008-09	Papillion, Neb.	Brian Temple	1999	Burnsville, Minn.
Josh Scribner	2016	Raymore, Mo.	Joe Teshack	1979	Ralston, Neb.
Brett Severtson	2007	Flandreau, S.D.	Jason Tesmer	2000-01-02	Omaha, Neb.



# ALL-TIME LETTERWINNERS

<u>Name</u>	<u>Year(s) Lettered</u>	<u>Hometown</u>
Matt Tew	2010-11-12-13	Bellevue, Neb.
Cole Thibodeau	2017	Omaha, Neb.
Justin Threlkeld	2014-15	Burnsville, Minn.
Doug Thompson	1993-94-95	LaVista, Neb.
Matt Tomanek	2005	Papillion, Neb.
Ryan Tomlinson	2010-12	Omaha, Neb.
Greg Tubbesing	2004-05	St. Paul, Minn.
Tim Urban	2010	Vadnais Heights, Minn.
Tom Vacek	1991	Omaha, Neb.
Dave Vallinch	1994-95	Papillion, Neb.
Jeff Van Every	1994	Omaha, Neb.
Ron Venclauskas	1986	Omaha, Neb.
Adam Versendaal	2009-10	Grinnell, Iowa
Brian Villafuerte	1993	Omaha, Neb.
Tim Vint	1994-95	Omaha, Neb.
Cole Volkers	2012-13-14-15	Alta Loma, Calif.
Derek Voss	1996-97	Brooklyn Park, Minn.
Sam Wageman	1998	Harlan, Iowa
Alex Wagner	2006	West Point, Neb.
Mark Waldron	2011-12	Omaha, Neb.
Brian Walther	1986	Bellevue, Neb.
Fletcher Waltman	1997-98	Mankato, Minn.
Josh Warren	2009	Laramie, Wyo.
Jim Waters	1984-85	Council Bluffs, Iowa
Dion Wattier	1986	Millard, Neb.
John Weatherly	1983-84	Oakland, Neb.
Glenn Weberg	1991	Omaha, Neb.
Chris Weimer	2007-08	Iowa City, Iowa
Taylor Weisbeck	2008	Papillion, Neb.
Jake Weisenberger	1985	Tucson, Ariz.
Cedric Welch	1995	Omaha, Neb.
Casey Wernke	2004	Alliance, Neb.
Rory Whaley	1991	Omaha, Neb.
Rob Wheeler	2011	Elkhorn, Neb.
Kevin Whitman	2003-04-05	Brighton, Mich.
Mike Whitten	1993-94-95	Omaha, Neb.
Zach Williamsen	2012-13-14-15	Omaha, Neb.
Jeff Willour	1983	Omaha, Neb.
Jack Wilson	2015	Omaha, Neb.
Brandon Winkelmann	2011-12	Omaha, Neb.
Steve Winkler	1996	Elkhorn, Neb.
Henry Wittren	2016-17	Rochester, Minn.
Brett Wolfe	1992	Omaha, Neb.
Aaron Woodard	2000-01	Omaha, Neb.
Bob Woodworth	1977-78-79	Omaha, Neb.
Jeff Wooten	1977	Omaha, Neb.
Craig Worley	1994	Nickerson, Neb.
Jake Wurth	2001-02-03-04	Omaha, Neb.
Mike Wurth	1977-78	Omaha, Neb.
Ryan Zink	1999	Omaha, Neb.



## ALL-TIME RESULTS

### 1947

Head Coach: Virgil Yelkin

Record: 5-6

Morningside	W, 16-14
Nebraska B	L, 5-0
Washburn	W, 11-6
Washburn	W, 8-7
Washburn	L, 11-10
Washburn	L, 17-11
Creighton	L, 8-4
Western Union	W, 5-0
Western Union	W, 7-5
Morningside	L, 5-3
Creighton	L, 11-7

### 1948

Head Coach: Virgil Yelkin

Record: 2-11

Morningside	L, 11-6
Westmar	W, 17-4
Westmar	L, 6-2
Creighton	L, 1-0
South Dakota	W, 11-6
Westmar	W, 10-6
Westmar	L, 5-3
Washburn	L, 9-3
Washburn	L, 8-5
Creighton	L, 3-0
Morningside	L, 7-0
Washburn	L, 4-3
Washburn	L, 7-5

### 1949

Head Coach: Virgil Yelkin

Record: 8-2

Creighton	W, 16-3
Creighton	W, 11-7
Washburn	L, 7-4
Washburn	W, 2-1
Morningside	W, 2-1
Morningside	L, 10-6
Doane	W, 8-1
Doane	W, 27-5
South Dakota State	W, 6-4
South Dakota State	W, 94-45

### 1950

Head Coach: Virgil Yelkin

Record: 12-1

Emporia State	W, 10-6
Washburn	W, 10-7
Nebraska Wesleyan	W, 21-3
South Dakota State	L, 3-2

South Dakota State	W, 21-8
South Dakota	W, 12-7
Morningside	W, 16-7
Buena Vista	W, 5-4
Morningside	W, 15-6
Nebraska Wesleyan	W, 8-1
Washburn	W, 3-2
Buena Vista	W, 7-6
Simpson	W, 5-0

### 1951

Head Coach: Virgil Yelkin

Record: 5-6-1

Arkansas	L, 7-2
Arkansas	L, 14-8
Wichita State	L, 4-2
Northern Iowa	L, 2-1
Northern Iowa	L, 7-5
Morningside	W, 9-2
South Dakota State	T, 4-4
South Dakota State	W, 4-1
Morningside	W, 14-6
Simpson	W, 11-4
Northern Iowa	L, 2-1
Northern Iowa	W, 2-0

### 1952

Head Coach: Thurmon Johnson

Record: 10-3

Nebraska Wesleyan	W, 6-4
Augustana	W, 9-1
Augustana	W, 5-3
Offutt Air Base	W, 8-5
Arkansas	L, 1-0
Simpson	L, 7-0
Offutt Air Base	W, 5-4
Morningside	W, 14-1
Morningside	W, 6-5
Simpson	W, 5-3
Creighton	W, 9-0
Creighton	W, 7-1
Buena Vista	L, 13-6

### 1953

Head Coach: Virgil Yelkin

Record: 8-3

Simpson	W, 7-1
Morningside	W, 22-0
Drake	W, 6-5
Northern Iowa	W, 4-0
Morningside	W, 4-0
Buena Vista	W, 11-1
Creighton	W, 10-7

Northern Iowa	W, 2-1
Bradley	L, 4-3
Buena Vista	L, 6-4
Creighton	L, 7-3

### 1954

Head Coach: Virgil Yelkin

Record: 9-2-2

Morningside	W, 17-5
Simpson	W, 5-4
Hastings	W, 18-6
Simpson	W, 1-0
South Dakota State	L, 9-1
South Dakota State	W, 12-2
Hastings	W, 10-3
Buena Vista	T, 7-7
Creighton	W, 6-5
Buena Vista	W, 5-0
Drake	W, 5-4
Drake	L, 10-4
Creighton	T, 2-2

### 1955

Head Coach: Virgil Yelkin

Record: 10-4

Rockhurst	L, 8-7
Rockhurst	W, 6-1
Morningside	W, 24-6
Morningside	W, 17-5
Nebraska Wesleyan	L, 6-5
Drake	W, 5-0
Northern Iowa	L, 15-2
Northern Iowa	L, 7-4
Drake	W, 19-2
Creighton	W, 12-9
South Dakota State	W, 2-1
South Dakota State	W, 15-7
Hastings	W, 11-0
Creighton	W, 4-2

### 1956

Head Coach: Virgil Yelkin

Record: 13-2

Buena Vista	W, 10-6
Hastings	W, 10-8
Doane	W, 12-2
Nebraska Wesleyan	L, 7-6
South Dakota State	W, 13-1
South Dakota State	W, 9-8
Buena Vista	W, 10-1
Morningside	W, 19-3
South Dakota	W, 2-0
Rockhurst	W, 11-4



# ALL-TIME RESULTS

Rockhurst	W, 9-2
Creighton	W, 5-2
Nebraska Wesleyan	W, 7-5
Drake	L, 9-8
Creighton	W, 4-3

**1957**

Head Coach: Virgil Yelkin

Record: 8-1

Hastings	W, 13-5
Northwest Missouri State	W, 5-1
Nebraska Wesleyan	W, 12-11
South Dakota State	W, 5-4
South Dakota State	W, 4-2
Creighton	L, 9-1
South Dakota	W, 5-2
Nebraska Wesleyan	W, 5-0
Drake	W, 14-9

**1958**

Head Coach: Virgil Yelkin

Record: 5-7

Morningside	L, 7-2
North Dakota	W, 5-1
Hastings	W, 5-3
Nebraska Wesleyan	W, 5-4
Nebraska Wesleyan	L, 16-12
Rockhurst	W, 2-0
Creighton	L, 7-2
Washburn	W, 10-3
Drake	L, 5-2
South Dakota	W, 8-7
South Dakota	L, 11-8
South Dakota State	L, 8-3

**1959**

Head Coach: Virgil Yelkin

Record: 23-2

Morningside	W, 7-3
Morningside	W, 4-3
Nebraska Wesleyan	W, 19-3
Hastings	W, 9-4
South Dakota State	W, 9-8
South Dakota State	W, 3-1
St. Benedict's	W, 3-1
St. Benedict's	W, 5-2
Emporia State	W, 5-4
Emporia State	W, 8-2
Rockhurst	W, 13-8
Rockhurst	W, 12-1
College of Emporia	W, 8-0
College of Emporia	W, 9-6
Creighton	W, 9-7

North Dakota State	W, 1-0
Patterson State#	W, 15-5
Rollins#	L, 11-4
Southern Illinois#	W, 6-1
Western Washington#	W, 12-4
Rollins#	W, 13-11
Southern#	W, 17-9
Southern#	L, 10-2

\* -- NAIA Nationals (runner-up)

**1960**

Record: 19-5

South Dakota State	W, 5-0
South Dakota State	W, 7-4
St. Cloud State	W, 6-5
St. Cloud State	L, 2-1
Hastings	W, 9-0
Hastings	W, 13-1
Nebraska Wesleyan	W, 7-6
Nebraska Wesleyan	W, 8-4
Creighton	W, 7-3
Benedictine	W, 10-5
Benedictine	L, 6-5
Rockhurst	W, 13-0
Rockhurst	W, 10-9
Drake	W, 14-5
Emporia State	W, 7-4
Emporia State	W, 14-2
Washburn	L, 7-4
Washburn	W, 18-1
Minot State	W, 7-6
College of Emporia	W, 4-3
Minot State	W, 16-6
vs. Georgia Southern#	L, 4-2
vs. Morningside#	W, 8-1
vs. Sam Houston State#	L, 4-1

# -- NAIA Nationals

**1961**

Head Coach: Virgil Yelkin

Record: 19-7

Morningside	W, 4-1
Morningside	L, 1-0
Drake	W, 4-2
Nebraska Wesleyan	W, 15-3
Creighton	W, 10-5
South Dakota	W, 10-4
South Dakota State	W, 8-2
South Dakota State	L, 3-1
Benedictine	W, 5-0
Benedictine	W, 9-1
Rockhurst	W, 4-3
Rockhurst	W, 8-6

William Jewell	W, 11-3
Creighton	L, 5-4
Emporia State	W, 5-2
Emporia State	W, 1-0
Wayne State	L, 9-4
Wayne State	W, 13-1
Wayne State	W, 7-6
Mayville State	W, 9-0
Emporia State	W, 5-3
Sacramento State#	W, 2-1
Gramblin#	L, 4-1
Defiance#	W, 9-1
East Carolina State	L, 11-3

# -- NAIA Nationals

**1962**

Head Coach: Virgil Yelkin

Record: 18-6

South Dakota	W, 3-2
South Dakota State	W, 4-3
South Dakota State	W, 13-8
St. Cloud State	W, 5-3
St. Cloud State	W, 5-1
Drake	L, 6-5
Morningside	W, 12-1
Morningside	W, 5-0
Emporia State	W, 8-3
Dubuque	W, 10-2
Creighton	W, 9-5
Emporia State	L, 8-5
Emporia State	W, 9-3
Nebraska Wesleyan	L, 5-4
Nebraska Wesleyan	W, 5-0
Benedictine	W, 8-0
Benedictine	W, 10-3
Rockhurst	W, 7-2
Rockhurst	W, 6-3
Washburn	W, 2-1
Washburn	L, 4-3
Pittsburg State	L, 10-9
Pittsburg State	L, 9-4
Creighton	W, 10-2

**1963**

Head Coach: Virgil Yelkin

Record: 21-2

Simpson	W, 12-1
Simpson	W, 8-5
Peru State	W, 12-1
Peru State	W, 13-2
Northwest Missouri State	W, 5-2
Northwest Missouri State	W, 6-1
Hastings	W, 9-0



## ALL-TIME RESULTS

Morningside	W, 6-1
Morningside	W, 14-4
Drake	W, 7-3
Creighton	W, 5-1
Rockhurst	W, 6-5
Washburn	W, 7-0
Washburn	L, 3-0
Emporia State	W, 9-7
Emporia State	W, 12-2
South Dakota State	W, 7-1
Benedictine	W, 5-3
Benedictine	W, 7-3
Arkansas State	W, 5-2
Washburn	L, 5-3
Nebraska Wesleyan	W, 7-5
Nebraska Wesleyan	W, 7-1

### 1964

Head Coach: Virgil Yelkin

Record: 18-2

Peru State	W, 6-1
Peru State	W, 5-4
South Dakota State	W, 2-0
South Dakota State	W, 7-1
Hastings	W, 7-0
Hastings	W, 3-1
Drake	W, 17-2
Emporia State	W, 4-0
Emporia State	W, 10-3
Washburn	W, 5-0
Washburn	W, 8-3
Nebraska Wesleyan	W, 15-7
Creighton	W, 7-2
Creighton	W, 8-0
Sterling	W, 8-1
Wayne State	W, 7-6
Wayne State	W, 5-4
Mayville State	W, 7-2
vs. Mayville State#	L, 1-0
vs. Mayville State#	L, 3-0

# -- NAIA regional playoff; Mayville State later forfeited these games because of an ineligible player.

### 1965

Head Coach: Virgil Yelkin

Record: 22-8

Nebraska Wesleyan	W, 1-0
Nebraska Wesleyan	W, 4-1
Wichita State	W, 1-0
Wichita State	L, 5-1
Oklahoma City	W, 8-2
Arkansas	W, 9-7
Arkansas	W, 6-3

Phillips	W, 1-0
Phillips	L, 1-0
Phillips	W, 3-0
Drake	W, 4-3
Creighton	W, 7-2
Creighton	W, 7-2
Emporia State	L, 4-2
Washburn	L, 5-1
Wayne State	L, 5-3
South Dakota State	W, 23-1
South Dakota State	L, 6-5
William Jewell	W, 3-2
Pittsburg State	W, 7-0
Sterling	W, 7-4
Wayne State	W, 9-4
Wayne State	W, 7-1
Minot State	W, 7-2
Minot State	W, 6-3
vs. Glassboro State#	W, 3-0
vs. Sam Houston#	W, 4-0
vs. Carson Newman#	L, 4-1
vs. Glassboro State#	W, 7-5
vs. Carson Newman#	L, 3-2

# -- NAIA Nationals (runner-up)

### 1966

Head Coach: Virgil Yelkin

Record: 22-8

Northeast Oklahoma	W, 6-0
Wichita State	W, 5-3
Phillips	L, 3-0
Phillips	W, 5-4
Nebraska Wesleyan	W, 9-2
Nebraska Wesleyan	W, 5-2
Rockhurst	W, 5-1
Rockhurst	W, 3-2
Wayne State	W, 16-2
Wayne State	L, 7-5
Creighton	W, 11-2
Creighton	W, 6-4
Emporia State	W, 9-6
Emporia State	W, 6-5
Pittsburg State	L, 14-4
Emporia State	W, 13-10
Washburn	L, 5-4
Hastings	W, 4-0
Hastings	W, 3-2
Drake	L, 3-1
Dana	W, 6-0
Nebraska Wesleyan	W, 3-2
Creighton	W, 6-5
Kansas Wesleyan	W, 3-2
Dana	W, 6-1

Minot State	L, 3-0
Minot State	W, 1-0
Minot State	W, 4-2
vs. Southern#	L, 9-7
vs. New Mexico Highland#	L, 7-3

\* -- NAIA Nationals

### 1967

Head Coach: Virgil Yelkin

Record: 22-7

Arkansas Tech	W, 9-3
Arkansas Tech	W, 6-3
Tulsa	L, 11-5
Tulsa	L, 4-3
Southeast Oklahoma	W, 1-0
Phillips	L, 6-0
Hastings	W, 4-0
Hastings	W, 9-2
Washburn	W, 6-4
Washburn	L, 12-8
Creighton	W, 11-8
Wichita State	W, 5-1
Wichita State	W, 9-3
South Dakota State	W, 4-1
South Dakota State	W, 9-2
Rockhurst	W, 18-8
Rockhurst	W, 1-0
South Dakota	W, 7-2
South Dakota	W, 5-2
Emporia State	W, 7-6
Washburn	L, 7-6
Concordia (Neb.)	W, 4-2
Dana	W, 3-1
Creighton	W, 4-2
Creighton	W, 7-3
Washburn	L, 16-4
College of Emporia	W, 9-4
Washburn	W, 6-4
Nebraska-Kearney	L, 5-3

### 1968

Head Coach: Virgil Yelkin

Record: 17-10

Midland	W, 7-1
Midland	W, 17-3
Oklahoma City	W, 7-3
Oklahoma City	W, 16-1
Phillips	L, 6-3
Phillips	L, 9-3
Phillips	L, 8-3
South Dakota State	W, 8-3
South Dakota State	W, 5-4
Creighton	W, 4-0



## ALL-TIME RESULTS

Washburn	L, 3-1
Washburn	L, 5-3
Pittsburg State	W, 2-0
Emporia State	W, 8-6
Fort Hays State	W, 5-3
Emporia State	L, 5-3
Emporia State	L, 5-4
Hastings	W, 7-1
Hastings	W, 5-2
Wayne State	L, 4-0
Wayne State	W, 5-3
Nebraska-Kearney	W, 11-1
Concordia (Neb.)	W, 5-1
Nebraska-Kearney	W, 9-6
College of Emporia	L, 3-1
Southeast Oklahoma	W, 9-4
William Jewell	L, 8-7

### 1969

Head Coach: Virgil Yelkin

Record: 18-10

Trinity	W, 7-5
St. Mary's	W, 7-0
St. Edward's	L, 4-3
Southwestern	W, 3-2
Nebraska Wesleyan	W, 12-2
Nebraska Wesleyan	L, 3-1
Drake	W, 6-1
Drake	L, 7-5
William Jewell	L, 6-4
William Jewell	W, 6-2
South Dakota	W, 3-0
South Dakota	W, 8-6
Creighton	L, 8-5
Nebraska-Kearney	W, 7-5
Nebraska-Kearney	W, 4-3
Emporia State	L, 4-3
Pittsburg State	L, 6-5
Pittsburg State	W, 7-3
Emporia State	L, 9-0
Wayne State	W, 11-4
Wayne State	W, 8-3
Dana	W, 11-1
Chadron State	W, 3-2
Wayne State	W, 7-1
Creighton	W, 7-6
Phillips	L, 1-0
Yankton	W, 7-1
Phillips	L, 5-1

### 1970

Head Coach: Carl Meyers

Record: 19-13

Bethany-Nazarene	W, 4-1
Bethany-Nazarene	L, 1-0
Trinity	L, 6-3
Southwestern	L, 9-7
Southwest Texas State	W, 12-10
St. Mary's	L, 6-5
Missouri	L, 10-1
Wichita State	W, 3-1
Wichita State	W, 7-0
Dana	W, 10-0
Dana	W, 3-1
Nebraska Wesleyan	W, 10-2
Nebraska Wesleyan	W, 3-0
Nebraska-Kearney	L, 2-0
Nebraska-Kearney	L, 4-3
Hastings	W, 7-4
Hastings	W, 15-3
Creighton	W, 6-3
Creighton	W, 6-5
Drake	W, 4-3
Drake	W, 8-4
Pittsburg State	W, 2-0
Washburn	L, 3-0
Emporia State	L, 4-0
Washburn	L, 5-2
Washburn	W, 3-2
Concordia (Neb.)	W, 4-0
Wayne State	W, 2-0
Wayne State	L, 5-0
Wayne State	W, 8-5
Mayville State	L, 4-3
Southeast Oklahoma	L, 4-0

### 1971

Head Coach: Virgil Yelkin

Record: 16-16

No Results Available

### 1972

Head Coach: Virgil Yelkin

Record: 18-14

Pan American	L, 3-1
Pan American	L, 11-10
Southwest Texas State	L, 5-2
Texas Lutheran	L, 1-0
Texas Lutheran	W, 1-0
St. Mary's	L, 4-3
Texas Wesleyan	L, 13-4
Southeast Oklahoma	W, 2-1
Southeast Oklahoma	L, 3-1

South Dakota	L, 3-0
South Dakota	W, 8-0
Concordia (Neb.)	W, 3-2
Concordia (Neb.)	W, 3-2
Washburn	W, 7-1
Washburn	W, 3-2
Midland Lutheran	W, 5-0
Midland Lutheran	W, 12-4
Omaha Royals (exh.)	L, 4-0
Creighton	W, 8-6
Creighton	L, 2-0
Dana	L, 7-3
Dana	W, 9-1
Nebraska-Kearney	W, 4-2
Nebraska-Kearney	W, 7-6
Wayne State	L, 6-0
Wayne State	W, 5-2
Drake	L, 1-0
Drake	W, 9-1
Pittsburg State	W, 6-1
Dana	W, 6-3
Wayne State	L, 4-2
Dana	L, 9-8

### 1973

Head Coach: Virgil Yelkin

Record: 19-18

Oklahoma Baptist	L, 6-1
Oklahoma Baptist	W, 9-2
Pan American	L, 3-0
Pan American	L, 1-0
Pan American	L, 3-2
Pan American	L, 4-1
Union (Tenn.)	L, 4-3
Pan American	W, 9-6
St. Mary's	W, 6-1
Dallas	L, 8-7
Southeast Oklahoma	W, 3-2
Midland Lutheran	W, 12-0
Midland Lutheran	W, 6-0
Creighton	W, 3-1
Creighton	L, 8-1
South Dakota	W, 5-0
South Dakota	W, 5-2
Nebraska-Kearney	W, 4-3
Nebraska-Kearney	W, 6-1
Nebraska Wesleyan	W, 7-5
Nebraska Wesleyan	W, 1-0
Drake	L, 7-2
Drake	L, 4-2
Wayne State	W, 9-2
Wayne State	L, 8-6
Washburn	L, 5-3



## ALL-TIME RESULTS

Washburn	W, 4-2
Washburn	W, 4-2
Northern Colorado	L, 11-1
Fort Hays State	L, 4-0
Dana	W, 10-4
Dana	L, 10-5
Peru State	W, 11-0
Dana	L, 9-7

### 1974

Head Coach: Virgil Yelkin

Record: 18-12

No Results Available

### 1975

Head Coach: Virgil Yelkin

Record: 27-13

No Results Available

### 1976

Head Coach: Virgil Yelkin

Record: 33-12

Eastern Illinois	W, 2-1
Missouri-St. Louis	W, 7-4
South Dakota	W, 5-4
Missouri-St. Louis	W, 4-3
SIU-Edwardsville	L, 2-1
Saint Louis	W, 4-3
St. Cloud State	W, 14-3
St. Cloud State	W, 9-1
Minot State	W, 8-2
Minot State	W, 5-3
South Dakota	W, 4-0
South Dakota	W, 5-4
Creighton	W, 3-2
Creighton	W, 7-2
Dana	W, 7-2
Dana	W, 9-0
Missouri Western	W, 5-3
Missouri Western	W, 11-1
Kansas State	L, 12-10
Kansas State	L, 5-3
Washburn	W, 5-0
Washburn	L, 8-4
Nebraska	W, 3-2
Nebraska	L, 6-3
Bellevue	W, 7-3
Bellevue	W, 1-0
Nebraska	L, 11-3
Nebraska	W, 1-0
Iowa State	W, 13-4
Iowa State	W, 15-1
Nebraska-Kearney	W, 11-1

Nebraska-Kearney	W, 11-2
Midland Lutheran	W, 12-0
Midland Lutheran	W, 8-1
Wayne State	L, 6-2
Wayne State	W, 9-0
Westmar	W, 28-1
Westmar	W, 7-1
vs. Missouri-St. Louis#	W, 12-6
vs. Southeast Missouri State#	L, 12-4
vs. Minnesota State#	W, 10-6
vs. Southeast Missouri State#	L, 4-2

# -- NCAA Regionals

### 1977

Head Coach: Bob Gates

Record: 29-14 (8-4 NCC)

3/22	at John Brown	L, 10-2
	at John Brown	L, 3-2
3/24	at Arkansas Tech	W, 7-0
	at Arkansas Tech	W, 12-3
3/25	at Arkansas-Little Rock	W, 3-0
	at Arkansas-Little Rock	W, 10-3
3/26	at Arkansas-Little Rock	W, 9-6
	at Arkansas-Little Rock	W, 5-0
3/30	Creighton	W, 7-2
	Creighton	W, 2-1
4/1	St. Cloud State	W, 5-3
	St. Cloud State	W, 6-3
4/8	Dana	W, 2-0
	Dana	W, 4-3
4/9	at Nebraska	L, 5-0
	at Nebraska	L, 7-0
4/12	Missouri Western	W, 2-0
	Missouri Western	W, 7-5
4/15	at Wayne State	W, 10-1
	at Wayne State	W, 6-0
4/16	at Creighton	L, 8-7
4/22	at Minnesota State*	L, 1-0
	at Minnesota State*	W, 3-2
4/23	at Minnesota State*	W, 3-2
	at Minnesota State*	L, 5-4
4/26	Nebraska	W, 4-1
	Nebraska	L, 8-5
4/29	Northern Iowa*	W, 2-0
	Northern Iowa*	W, 7-2
4/30	Northern Iowa*	W, 1-0
	Northern Iowa*	L, 6-0
5/2	at Iowa State	L, 5-0
	at Iowa State	W, 5-2
5/6	at Morningside*	L, 2-1
	at Morningside*	W, 5-4
5/7	Morningside*	W, 4-3
	Morningside*	W, 3-0

5/13	vs. Minnesota State\$	L, 10-0
5/14	vs. South Dakota State#	W, 3-0
	vs. Minnesota State#	W, 3-2
	vs. Missouri-St. Louis#	L, 7-3
5/15	vs. Southeast Missouri State#	W, 2-1
	vs. Missouri-St. Louis#	L, 2-1

\* -- Conference games

\$ -- NCC Tournament - Mankato, Minn.

# -- NCAA Regionals -- Mankato, Minn.

### 1978

Head Coach: Bob Gates

Record: 19-15 (9-7 NCC)

3/29	at New Mexico	L, 9-7
	at New Mexico	W, 4-3
3/30	at New Mexico	L, 8-6
	at New Mexico	L, 5-4
4/1	at New Mexico	L, 10-1
	at New Mexico	L, 5-2
4/4	at Creighton	W, 2-1
	at Creighton	W, 7-5
4/7	Nebraska Wesleyan	W, 12-2
	Nebraska Wesleyan	W, 14-0
4/11	Iowa State	W, 5-2
	Iowa State	L, 3-2
4/12	Dana	W, 11-10
	Dana	W, 10-5
4/14	at Morningside*	L, 6-1
	at Morningside*	W, 2-1
4/15	at Morningside*	L, 3-2
	at Morningside*	W, 4-3
4/22	South Dakota*	W, 9-2
	South Dakota*	L, 2-1
4/25	Northern Iowa*	W, 6-3
	Northern Iowa*	L, 2-1
4/28	South Dakota State*	W, 2-1
	South Dakota State*	W, 4-2
4/29	South Dakota State*	L, 5-0
	South Dakota State*	L, 3-0
5/1	Bellevue	W, 10-0
	Bellevue	W, 7-3
5/2	Creighton	L, 7-1
	Creighton	L, 5-4
5/5	at North Dakota State*	W, 8-0
	at North Dakota State*	W, 6-4
5/6	at North Dakota State*	W, 3-1
	at North Dakota State*	L, 5-2

\* -- Conference games

### 1979

Head Coach: Bob Gates

Record: 20-18 (12-4 NCC)

3/26	vs. Southeast Oklahoma^	W, 2-0
------	-------------------------	--------



# ALL-TIME RESULTS

3/27	vs. Southwest Missouri State <sup>^</sup>	L, 4-2
3/28	vs. Southeast Oklahoma <sup>^</sup>	W, 4-0
3/29	at New Mexico <sup>^</sup>	L, 11-1
	at New Mexico <sup>^</sup>	L, 14-5
3/30	at New Mexico <sup>^</sup>	L, 6-3
	at New Mexico <sup>^</sup>	L, 16-2
4/7	at South Dakota*	L, 10-9
	at South Dakota*	L, 7-5
4/8	at South Dakota*	W, 14-1
	at South Dakota*	L, 5-4
4/11	Nebraska	L, 5-0
	Nebraska	L, 4-1
4/13	Morningside*	W, 6-2
	Morningside*	L, 13-9
4/14	Morningside*	W, 9-1
	Morningside*	W, 5-4
4/16	Nebraska-Kearney	W, 6-4
	Nebraska-Kearney	L, 3-2
4/21	North Dakota State*	W, 9-1
	North Dakota State*	W, 9-0
4/22	South Dakota State*	W, 8-0
	South Dakota State*	W, 3-0
4/24	Nebraska Wesleyan	W, 11-1
	Nebraska Wesleyan	W, 6-2
4/26	Dana	L, 9-8
	Dana	W, 6-3
4/27	Creighton	L, 4-3
4/28	at Creighton	L, 8-7
	at Creighton	W, 7-2
5/1	at Nebraska	L, 4-2
	at Nebraska	L, 20-5
5/4	at North Dakota*	W, 5-4
	at North Dakota*	W, 4-3
5/5	at Augustana*	W, 5-1
	at Augustana*	W, 5-0

\* -- Conference games

<sup>^</sup> -- New Mexico Tournament - Albuquerque, N.M.

## 1980

Head Coach: Bob Gates

Record: 18-22 (11-5 NCC)

3/22	vs. Iowa <sup>^</sup>	L, 10-8
	vs. Iowa <sup>^</sup>	L, 21-0
3/24	at New Mexico <sup>^</sup>	L, 17-6
	vs. Iowa <sup>^</sup>	L, 5-4
	at New Mexico <sup>^</sup>	L, 8-5
3/26	vs. Iowa <sup>^</sup>	L, 6-3
3/28	vs. Texas-El Paso <sup>^</sup>	L, 15-5
	at New Mexico <sup>^</sup>	W, 2-0
4/4	South Dakota*	W, 6-3
	South Dakota*	W, 7-3
4/5	South Dakota*	L, 3-2
	South Dakota*	W, 7-3

4/7	Dana	W, 5-4
	Dana	W, 14-10
4/8	Bellevue	W, 2-1
	Bellevue	W, 18-7
4/11	at Creighton	W, 3-2
	at Creighton	L, 3-2
4/12	Nebraska Wesleyan	W, 8-7
	Nebraska Wesleyan	L, 9-7
4/13	Creighton	L, 8-4
	Creighton	L, 4-3
4/15	at Nebraska-Kearney	L, 13-7
	at Nebraska-Kearney	L, 6-4
4/19	North Dakota*	W, 4-1
	North Dakota*	W, 6-1
4/20	Augustana*	L, 12-7
	Augustana*	W, 1-0
4/22	at Nebraska	L, 13-3
	at Nebraska	L, 10-3
4/26	at Morningside*	L, 1-0
	at Morningside*	L, 9-8
4/27	at Morningside*	W, 7-2
	at Morningside*	W, 6-5
4/29	Nebraska	L, 9-5
	Nebraska	L, 13-5
5/2	at North Dakota State*	L, 7-1
	at North Dakota State*	W, 4-3
5/3	at South Dakota State*	W, 16-10
	at South Dakota State*	W, 10-1

\* -- Conference games

<sup>^</sup> -- New Mexico Tournament - Albuquerque, N.M.

## 1981

Head Coach: Bob Gates

Record: 31-16 (15-1 NCC)

3/23	vs. SIU-Edwardsville <sup>^</sup>	W, 11-6
	at New Mexico <sup>^</sup>	L, 10-8
3/24	vs. SIU-Edwardsville <sup>^</sup>	L, 7-6
3/25	at New Mexico <sup>^</sup>	W, 5-3
	vs. Northern Arizona <sup>^</sup>	L, 8-4
3/27	at New Mexico <sup>^</sup>	L, 10-5
	vs. Southwest Missouri State <sup>^</sup>	L, 15-4
3/28	at New Mexico <sup>^</sup>	W, 2-1
	vs. Northern Arizona	L, 13-9
3/31	Nebraska Wesleyan	W, 5-3
	Nebraska Wesleyan	W, 12-9
4/1	Dana	W, 7-6
	Dana	W, 11-10
4/4	at South Dakota*	W, 8-0
	at South Dakota*	W, 5-2
4/5	at South Dakota*	W, 4-2
	at South Dakota*	W, 9-7
4/7	Nebraska Wesleyan	W, 11-7
	Nebraska Wesleyan	W, 11-8

4/8	Creighton	W, 10-8
	Creighton	L, 9-7
4/11	Morningside*	W, 5-0
	Morningside*	W, 6-2
4/12	Morningside*	W, 2-1
	Morningside*	W, 5-0
4/14	Nebraska	L, 10-2
	Nebraska	L, 7-1
4/16	North Dakota State*	W, 6-5
	North Dakota State*	W, 4-3
4/17	South Dakota State*	W, 9-2
	South Dakota State*	W, 8-7
4/20	Creighton	W, 3-2
	Creighton	L, 10-6
4/22	at Bellevue	W, 5-1
	at Bellevue	W, 4-0
4/28	Nebraska-Kearney	W, 11-4
	Nebraska-Kearney	L, 12-3
5/1	at North Dakota*	W, 5-1
	at North Dakota*	W, 6-0
5/2	at Augustana*	W, 10-0
	at Augustana*	L, 1-0
5/5	at Nebraska	L, 8-2
	at Nebraska	L, 6-3
5/8	vs. Central Missouri State#	W, 10-9
5/9	vs. Lewis#	W, 5-0
	vs. Eastern Illinois#	L, 8-5
5/10	vs. Eastern Illinois#	L, 14-7

\* -- Conference games

<sup>^</sup> -- New Mexico Tournament - Albuquerque, N.M.

# -- NCAA Regionals - Omaha, Neb.

## 1982

Head Coach: Bob Gates

Record: 27-15 (17-3 NCC)

No Results Available

## 1983

Head Coach: Bob Gates

Record: 12-19 (5-4 NCC)

3/23	at Murray State	L, 7-6
	at Murray State	L, 11-7
3/24	at Murray State	L, 7-5
	vs. SEMO (Murray, Ky.)	L, 9-6
3/25	at Murray State	L, 14-5
	at Murray State	L, 6-4
3/31	Augustana*	W, 5-0
4/8	South Dakota*	L, 4-3
	South Dakota*	W, 9-0
4/15	at South Dakota State*	L, 10-6
	at South Dakota State*	W, 4-2
4/17	at Creighton	L, 10-3
	Creighton	L, 11-1



## ALL-TIME RESULTS

4/19	Nebraska	L, 5-3
	Nebraska	L, 5-1
4/20	at Nebraska	L, 5-0
	at Nebraska	L, 8-1
4/22	at Dana	L, 8-7
	at Dana	W, 8-1
4/23	vs. Peru State (Bellevue, Neb.)	W, 3-1
	at Bellevue	W, 6-2
4/24	at Northwest Missouri State	L, 7-6
	at Northwest Missouri State	W, 5-4
4/25	Bellevue	W, 8-0
	Bellevue	W, 8-1
4/26	Creighton	L, 9-6
4/29	Morningside*	W, 4-3
	Morningside*	L, 16-8
4/30	at Morningside*	W, 9-0
	at Morningside*	L, 10-7

### 1984

Head Coach: Bob Gates

Record: 19-14 (11-1 NCC)

3/26	vs. Missouri-St. Louis^	L, 5-4
	vs. MacAlester^	W, 16-0
	vs. Missouri-St. Louis^	L, 10-9
3/27	vs. South Dakota State^	L, 10-9
	at Stephen F. Austin^	L, 11-1
3/28	vs. Missouri-St. Louis^	W, 8-3
	at Stephen F. Austin^	L, 9-6
3/29	vs. Sam Houston^	L, 7-2
	vs. Sam Houston^	L, 11-4
4/6	South Dakota*	W, 8-7
	South Dakota*	W, 9-0
4/7	South Dakota*	W, 1-0
	South Dakota*	W, 7-2
4/13	South Dakota State*	W, 3-1
	South Dakota State*	W, 5-4
4/15	South Dakota State*	W, 8-6
	South Dakota State*	L, 5-3
4/17	Peru State	W, 5-1
	Peru State	L, 4-3
4/20	Bellevue	W, 14-0
	Bellevue	W, 8-2
	Creighton	L, 8-7
	Creighton	W, 7-3
	Morningside*	W, 9-2
	Morningside*	W, 13-11
	Morningside*	W, 6-5
	Morningside*	W, 5-3
	Nebraska	L, 8-0
	Nebraska	W, 3-2
	St. Cloud State*	W, 4-3
	South Dakota State*	L, 1-0
	Minnesota State*	L, 6-0

\* -- Conference games

^ -- Stephen F. Austin Tournament - Nacogdoches, Texas

### 1985

Head Coach: Bob Gates

Record: 27-14 (10-5 NCC)

3/18	Doane	W, 16-0
	Doane	W, 6-2
3/19	Nebraska Wesleyan	W, 12-2
	Nebraska Wesleyan	W, 7-1
3/20	Peru State	W, 10-0
	Peru State	W, 12-6
3/25	at Stephen F. Austin	W, 11-1
3/26	at Stephen F. Austin	L, 6-2
	vs. South Dakota State*	W, 6-4
3/27	at Stephen F. Austin	W, 6-4
3/28	vs. Sam Houston State	L, 7-1
	vs. Sam Houston State	W, 14-12
4/3	Wayne State	W, 4-2
	Wayne State	W, 14-7
4/4	Augustana*	W, 4-3
	Augustana*	W, 12-1
4/5	at Augustana*	L, 10-9
	at Augustana*	W, 16-5
4/12	South Dakota*	W, 15-4
	South Dakota*	W, 14-0
4/13	at South Dakota*	L, 6-1
4/15	at Northwest Missouri State	W, 12-4
	at Northwest Missouri State	W, 12-3
4/16	Dana	W, 12-0
	Dana	W, 13-0
4/19	at South Dakota State*	W, 3-1
	at South Dakota State*	W, 11-4
4/21	South Dakota State*	L, 3-1
	South Dakota State*	L, 5-3
4/27	Nebraska	L, 17-2
	Nebraska	L, 8-5
4/27	at Nebraska	L, 10-1
	at Nebraska	L, 12-3
5/2	Nebraska-Kearney	W, 2-1
	Nebraska-Kearney	L, 5-4
5/3	Morningside*	W, 14-4
	Morningside*	L, 6-4
5/4	at Morningside*	W, 11-3
	at Morningside*	W, 11-0
5/9	vs. Minnesota State#	L, 3-0
5/10	vs. St. Cloud State#	L, 15-9

\* -- Conference games

# -- NCC Tournament - Brookings, S.D.

### 1986

Head Coach: Bob Gates

Record: 15-20 (5-11 NCC)

3/22	Southwest State	W, 10-9
	Southwest State	W, 10-7
3/23	Southwest State	L, 16-9
	Southwest State	W, 6-5
3/24	at Creighton	L, 33-9
	at Creighton	L, 16-1
3/29	Doane	L, 5-4
	Doane	W, 5-2
3/30	Peru State	W, 7-1
	Peru State	W, 13-7
4/4	at Augustana*	L, 5-0
	at Augustana*	L, 12-11
4/5	Augustana*	W, 14-4
	Augustana*	W, 15-14
4/9	Bellevue	L, 19-0
	Bellevue	W, 10-2
4/11	at South Dakota*	L, 5-1
	at South Dakota*	L, 13-6
4/12	South Dakota*	L, 6-4
	South Dakota*	W, 5-1
4/16	Bellevue	L, 9-8
4/18	South Dakota State*	L, 12-3
	South Dakota State*	L, 10-0
4/20	at South Dakota State*	L, 11-2
	at South Dakota State*	L, 12-5
4/23	Northwest Missouri State	L, 13-0
	Northwest Missouri State	W, 3-2
4/27	at Nebraska-Kearney	L, 9-1
	at Nebraska-Kearney	L, 13-2
5/2	at Morningside*	L, 10-0
	at Morningside*	L, 4-3
5/3	Morningside*	W, 3-2
	Morningside*	W, 6-1
5/6	Dana	W, 8-6
	Dana	W, 7-4

### 1987

Head Coach: Bob Gates

Record: 12-29 (3-9 NCC)

	Dana	W, 10-4
	Dana	W, 4-3
	Doane	W, 11-2
	Doane	L, 4-2
	Peru State	L, 2-1
	Peru State	W, 11-3
	Stephen F. Austin	L, 10-0
	Stephen F. Austin	L, 7-0
	Stephen F. Austin	W, 4-0
	Stephen F. Austin	L, 19-14
	Stephen F. Austin	W, 9-5



# ALL-TIME RESULTS

Stephen F. Austin	W, 12-10
Augustana*	L, 5-0
Augustana*	L, 6-0
Augustana*	L, 7-6
Augustana*	W, 5-1
Nebraska-Kearney	L, 12-8
Nebraska-Kearney	L, 13-3
Nebraska	L, 16-0
Minnesota State*	L, 19-4
Minnesota State*	L, 12-9
Nebraska Wesleyan	W, 4-1
Nebraska Wesleyan	W, 9-7
South Dakota State*	L, 6-2
South Dakota State*	L, 13-6
South Dakota State*	L, 8-0
South Dakota State*	W, 8-3
Northwest Missouri State	L, 12-2
Northwest Missouri State	L, 11-1
Bellevue	L, 1-0
Bellevue	L, 3-2
Tarkio	W, 3-1
Tarkio	L, 5-1
Nebraska Wesleyan	W, 2-0
Nebraska Wesleyan	L, 16-5
Creighton	L, 14-8
Morningside*	L, 3-2
Morningside*	W, 11-10
Morningside*	L, 11-5
Morningside*	L, 4-2

**1988**

**Head Coach: Bob Gates**  
**Record: 16-27 (5-5 NCC)**

3/8	at Nebraska	L, 28-5
3/11	Peru State	W, 11-5
	Peru State	W, 7-6
3/15	Doane	W, 2-1
	Doane	L, 13-3
3/17	Bellevue	L, 11-2
	Bellevue	W, 16-15
3/22	Tarkio	L, 12-6
	Tarkio	W, 8-4
3/26	at Truman State	W, 17-11
	at Truman State	L, 6-2
3/27	at Central Missouri	L, 12-2
	at Central Missouri	L, 11-0
3/30	Simpson	L, 12-2
	Simpson	W, 6-3
4/2	Northwest Missouri State	L, 15-0
	Northwest Missouri State	L, 15-10
4/5	Wayne State	L, 7-1
	Wayne State	L, 9-1
4/8	Creighton	L, 4-3

4/11	at Bellevue	W, 6-5
	at Bellevue	L, 7-3
4/13	Dana	W, 13-4
	Dana	W, 9-2
4/16	at Minnesota State*	L, 4-2
	at Minnesota State*	L, 6-3
4/19	North Dakota*	L, 6-4
	North Dakota*	W, 8-4
4/20	North Dakota State*	L, 7-6
	North Dakota State*	L, 7-5
4/22	Nebraska Wesleyan	L, 9-6
	Nebraska Wesleyan	W, 8-6
4/24	South Dakota State*	L, 10-2
	South Dakota State*	L, 9-1
4/27	at Creighton	L, 10-0
4/29	at Augustana*	W, 3-0
	at Augustana*	W, 5-0
4/30	Augustana*	W, 6-1
	Augustana*	L, 4-3
5/3	at Morningside*	W, 4-1
	at Morningside*	L, 4-3
5/4	Morningside*	W, 4-2
	Morningside*	L, 6-2

**1989**

**Head Coach: Bob Gates**  
**Record: 16-25 (5-7 NCC)**

3/15	Nebraska	L, 14-1
3/25	at Nebraska-Kearney	L, 7-6
	at Nebraska-Kearney	W, 9-4
3/28	at Simpson	L, 4-0
	at Simpson	W, 7-2
3/29	at Simpson	W, 4-3
3/31	at Grand View	L, 11-3
	at Grand View	L, 3-1
4/4	Creighton	L, 14-1
4/6	Doane	W, 7-3
	Doane	W, 18-11
4/8	Minnesota State*	L, 8-0
	Minnesota State*	L, 5-4
4/9	Midland	W, 7-3
	Midland	W, 11-4
4/11	Nebraska Wesleyan	L, 17-10
	Nebraska Wesleyan	W, 4-3
4/14	at North Dakota*	L, 9-5
	at North Dakota*	L, 10-2
4/15	at North Dakota State*	L, 5-4
	at North Dakota State*	L, 7-5
4/17	at Northwest Missouri State	L, 12-6
	at Northwest Missouri State	L, 12-2
4/19	Peru State	W, 2-1
	Peru State	W, 7-1
4/21	at South Dakota State*	L, 8-7

	at South Dakota State*	L, 13-0
4/23	South Dakota State*	L, 7-2
	South Dakota State*	L, 6-0
4/25	at Wayne State	L, 8-5
	at Wayne State	L, 4-0
4/26	Dana	L, 11-1
	Dana	W, 4-3
4/28	Augustana*	W, 8-6
	Augustana*	W, 11-0
4/29	at Augustana*	W, 5-2
	at Augustana*	W, 5-4
5/5	Morningside*	L, 7-3
	Morningside*	W, 4-3
5/6	at Morningside*	L, 6-2
	at Morningside*	L, 11-9

**1990**

**Head Coach: Bob Gates**  
**Record: 12-28 (3-7 NCC)**

3/1	Wayne State	L, 6-4
	Wayne State	L, 3-2
3/20	Northwest Missouri State	L, 5-1
	Northwest Missouri State	L, 13-3
3/27	at Texas Lutheran	L, 4-0
	at Texas Lutheran	L, 7-5
3/28	at Texas Lutheran	L, 10-1
4/2	at Nebraska Wesleyan	W, 4-2
	at Nebraska Wesleyan	W, 4-2
4/7	at St. Cloud State*	L, 13-7
	at St. Cloud State*	L, 6-1
4/8	at Minnesota State*	L, 14-2
	at Minnesota State*	L, 9-2
4/10	Nebraska Wesleyan	W, 9-2
	Nebraska Wesleyan	L, 9-4
4/11	Midland	W, 4-3
	Midland	W, 19-7
4/14	North Dakota*	L, 11-0
	North Dakota*	L, 6-4
4/17	Simpson	L, 6-0
	Simpson	L, 6-2
4/18	Nebraska-Kearney	L, 6-0
	Nebraska-Kearney	L, 9-3
4/20	South Dakota State*	L, 6-2
	South Dakota State*	L, 11-0
4/22	at South Dakota State*	L, 14-3
	at South Dakota State*	L, 12-6
4/24	Peru State	W, 8-2
	Peru State	W, 5-2
4/26	Doane	W, 14-9
	Doane	L, 10-5
4/27	at Augustana*	L, 7-6
	at Augustana*	W, 3-2
4/28	Augustana*	L, 11-8



## ALL-TIME RESULTS

5/2	Dana	L, 7-6
	Dana	W, 16-2
5/4	at Morningside*	W, 12-7
	at Morningside*	L, 9-8
5/5	Morningside*	W, 10-4
	Morningside*	L, 7-4

### 1991

Head Coach: Bob Gates

Record: 7-29 (2-12 NCC)

3/8	Northern Colorado*	L, 14-6
	Northern Colorado*	L, 11-3
3/10	at Wayne State	L, 7-1
	at Wayne State	L, 11-0
3/21	Nebraska Wesleyan	L, 5-1
	Nebraska Wesleyan	L, 7-4
3/25	at Schreiner	L, 4-1
	at Schreiner	L, 16-11
3/26	at Texas Lutheran	W, 10-8
	at Texas Lutheran	L, 10-1
3/27	at St. Mary's	W, 13-8
3/28	at St. Mary's	L, 20-3
	at St. Mary's	L, 19-0
4/3	Dana	W, 16-6
	Dana	L, 12-6
4/5	Augustana*	L, 9-3
	Augustana*	L, 5-0
4/6	at Augustana*	L, 10-3
	at Augustana*	L, 8-7
4/8	Peru State	L, 4-0
	Peru State	W, 9-8
4/9	at Creighton	L, 30-10
4/12	at South Dakota*	W, 7-1
	at South Dakota*	W, 5-3
4/13	South Dakota*	L, 3-0
	South Dakota*	L, 9-1
4/19	at South Dakota State*	L, 3-2
	at South Dakota State*	L, 11-0
4/21	South Dakota State*	L, 8-7
	South Dakota State*	L, 13-2
4/23	at Northwest Missouri State	L, 5-2
	at Northwest Missouri State	L, 9-2
4/26	at Nebraska Wesleyan	W, 10-5
	at Nebraska Wesleyan	L, 13-5
5/3	Morningside*	L, 5-4
	Morningside*	L, 4-3

### 1992

Head Coach: Bob Gates

Record: 21-23 (5-6 NCC)

	Nebraska Wesleyan	W, 7-0
	Nebraska Wesleyan	W, 4-2
	Northwest Missouri State	L, 6-5

	Northwest Missouri State	W, 6-5
	Hastings	L, 12-8
	vs. Missouri-St. Louis^	L, 13-2
	vs. William Jewell^	L, 4-3
	vs. Cameron^	L, 8-4
	vs. Missouri Western^	L, 4-0
	at Missouri Southern^	L, 14-4
	vs. Minnesota-Morris^	W, 7-3
	vs. Hamline^	W, 12-0
	vs. Grandview^	W, 6-0
	vs. Minnesota-Morris^	W, 11-9
	vs. Grandview^	L, 10-0
	Peru State	W, 6-1
	Peru State	W, 5-3
	Doane	L, 13-10
	Doane	W, 13-0
	Morningside*	W, 6-4
	Morningside*	L, 7-5
	Morningside*	L, 5-2
	Morningside*	L, 4-2
	Dana	W, 9-7
	Dana	W, 10-5
	Nebraska-Kearney	L, 7-6
	Nebraska-Kearney	L, 7-6
	Augustana*	W, 4-2
	Augustana*	L, 3-1
	Augustana*	W, 6-4
	Augustana*	L, 5-2
	Hastings	W, 8-4
	Hastings	L, 12-8
	South Dakota*	L, 4-2
	South Dakota*	W, 6-1
	South Dakota State*	W, 5-4
	South Dakota State*	L, 5-2
	South Dakota State*	L, 4-1
	South Dakota State*	L, 9-6
	Midland	W, 7-6
	Midland	L, 8-7
	Creighton	L, 6-5
	Creighton	L, 16-0
	Wayne State	W, 9-1
	Nebraska Wesleyan	W, 12-6

\* -- Conference game

^ -- LeRoy Williams Classic - Joplin, Mo.

### 1993

Head Coach: Bob Gates

Record: 23-21 (7-5 NCC)

3/23	vs. Hamline^	W, 7-1
	vs. Arkansas Tech^	L, 8-7
3/24	vs. Fort Hays State^	L, 11-3
	at Missouri Southern^	L, 7-2
3/25	vs. Hamline^	W, 8-6

	at Missouri Southern^	W, 8-6
3/26	vs. Missouri-St. Louis^	W, 6-5
3/27	vs. Missouri-St. Louis^	L, 8-6
4/4	Nebraska Wesleyan	W, 3-1
	Nebraska Wesleyan	W, 11-1
4/5	Midland	W, 10-0
	Midland	W, 5-0
4/6	Wayne State	W, 7-3
	Wayne State	L, 5-4
4/10	at Hastings	L, 11-7
	at Hastings	W, 9-3
4/18	at Morningside*	W, 2-1
	at Morningside*	W, 4-3
4/21	Morningside*	L, 6-0
	Morningside*	L, 10-8
4/22	Nebraska-Kearney	L, 4-2
	Nebraska-Kearney	L, 10-4
4/23	Peru State	W, 9-2
	Peru State	W, 8-6
4/24	at Augustana*	W, 15-3
	at Augustana*	L, 7-6
4/25	Augustana*	W, 11-10
	Augustana*	L, 17-7
4/27	at Creighton	W, 14-6
	at Creighton	L, 7-1
4/29	Dana	W, 6-3
	Dana	W, 7-4
5/3	at South Dakota*	W, 3-2
	at South Dakota*	W, 11-2
5/4	South Dakota*	W, 7-6
	South Dakota*	L, 5-4
5/8	at South Dakota State*	L, 2-1
	at South Dakota State*	L, 12-6
5/12	South Dakota State*	L, 9-7
	South Dakota State*	L, 13-11
5/13	Northern Colorado!	L, 6-3
5/14	vs. Augustana!	W, 6-2
5/15	vs. North Dakota!	L, 3-2

\* -- Conference game

^ -- LeRoy Wilson Classic - Joplin, Mo.

! -- NCC Tournament - Brookings, S.D.

### 1994

Head Coach: Bob Gates

Record: 27-21 (8-8 NCC)

3/12	Dana	W, 9-1
	Dana	W, 21-11
3/13	Hastings	W, 12-4
	Hastings	L, 9-8
3/16	Wayne State	L, 3-0
	Wayne State	W, 8-7
3/19	Doane	W, 9-5
	Doane	W, 8-3



## ALL-TIME RESULTS

3/21	vs. Minnesota-Morris^	W, 9-1
	at Missouri Southern^	L, 8-7
3/22	vs. Emporia State^	W, 8-7
	at Missouri Southern^	L, 13-0
3/23	vs. Emporia State^	W, 10-1
	vs. Missouri Western^	L, 12-9
3/24	vs. Missouri Western^	W, 6-0
3/25	vs. Cameron^	W, 9-5
	vs. Central Oklahoma^	L, 8-3
3/30	Peru State	W, 8-1
4/1	at Wayne State	W, 10-8
	at Wayne State	W, 10-7
4/2	York	W, 11-1
	York	W, 10-0
4/6	at Creighton	L, 9-3
4/8	South Dakota State*	L, 6-4
	South Dakota State*	L, 6-2
4/10	at South Dakota State*	L, 3-1
	at South Dakota State*	L, 3-1
4/13	at Creighton	L, 4-3
	at Creighton	L, 9-2
4/17	at Nebraska Wesleyan	W, 20-3
4/19	at Midland	W, 8-4
	at Midland	L, 13-3
4/22	Midland	L, 13-9
4/23	Morningside*	W, 13-10
	Morningside*	W, 4-3
4/24	at Morningside*	W, 16-8
	at Morningside*	L, 3-2
5/1	Augustana*	W, 9-7
	Augustana*	L, 9-2
5/2	at Augustana*	L, 10-3
	at Augustana*	L, 4-0
5/7	South Dakota*	W, 7-3
	South Dakota*	W, 6-4
5/8	at South Dakota*	W, 3-0
	at South Dakota*	W, 6-2
5/12	vs. Northern Colorado!	W, 14-6
5/13	vs. St. Cloud State!	L, 5-4
5/14	vs. South Dakota State	L, 5-2

\* -- Conference game  
 ^ -- LeRoy Wilson Classic - Joplin, Mo.  
 ! -- NCC Tournament - St. Cloud, Minn.

### 1995

**Head Coach: Bob Gates**  
**Record: 24-14 (9-5 NCC)**

3/11	Dana	W, 10-1
3/12	Doane	W, 2-1
	Doane	W, 4-0
3/15	at Nebraska-Kearney	W, 5-4
	at Nebraska-Kearney	W, 8-6
3/16	at Nebraska	L, 12-6

3/20	vs. Northern Colorado^	W, 11-8
	Fort Hays State^	L, 18-0
3/21	Central Missouri^	L, 19-15
3/22	Fort Hays State^	W, 12-10
	Missouri Southern^	L, 12-1
3/23	Missouri Southern^	L, 7-3
3/24	Minnesota-Morris^	W, 7-2
	Missouri-St. Louis^	L, 4-3
3/31	at Northwest Missouri State	W, 20-17
4/5	Midland	W, 10-0
	Midland	W, 6-5
4/7	at South Dakota*	L, 6-5
	at South Dakota*	L, 5-2
4/8	South Dakota*	W, 5-0
	South Dakota*	W, 5-2
4/14	South Dakota State*	W, 9-2
	South Dakota State*	L, 3-0
4/15	South Dakota State*	W, 1-0
	South Dakota State*	W, 4-3
4/17	Peru State	W, 5-1
	Peru State	L, 5-4
4/19	Northwest Missouri State	W, 4-2
4/22	Briar Cliff	W, 5-4
	Briar Cliff	W, 13-3
4/29	Morningside*	L, 4-3
	Morningside*	L, 6-5
4/30	at Morningside*	W, 5-1
	at Morningside*	W, 4-3
5/6	at Augustana*	W, 5-4
	at Augustana*	W, 9-2
5/11	vs. North Dakota!	L, 12-4
5/12	vs. Minnesota State!	L, 9-6

\* -- Conference game  
 ^ -- LeRoy Wilson Classic - Joplin, Mo.  
 ! -- NCC Tournament - Sioux Falls, S.D.

### 1996

**Head Coach: Bob Gates**  
**Record: 19-28 (7-9 NCC)**

3/4	Doane	W, 18-5
	Doane	W, 6-1
3/10	at Northwest Missouri State	L, 14-6
	at Northwest Missouri State	L, 7-2
3/11	Nebraska-Kearney	L, 12-6
	Nebraska-Kearney	L, 6-0
3/13	Peru State	W, 9-3
	Peru State	W, 9-5
3/14	Dana	L, 12-8
3/16	Hastings	L, 3-2
	Hastings	W, 8-7
3/18	at Missouri Southern^	L, 3-1
	vs. Arkansas Tech^	W, 5-0
3/20	vs. Missouri Western^	L, 12-0

3/21	vs. Wisconsin-Superior^	W, 7-5
	vs. Missouri Southern^	L, 8-7
3/22	vs. Minnesota-Morris^	W, 8-1
	vs. Northern Colorado^	W, 10-3
3/23	vs. Northern Colorado^	L, 6-5
3/31	Briar Cliff	L, 4-1
	Briar Cliff	L, 5-3
4/2	Northwest Missouri State	L, 25-5
	Northwest Missouri State	W, 3-0
4/5	Augustana*	W, 10-1
	Augustana*	W, 10-2
4/6	at Augustana*	L, 6-5
	at Augustana*	W, 6-2
4/11	Midland	W, 11-10
	Midland	W, 6-5
4/13	South Dakota*	W, 7-6
	South Dakota*	L, 14-7
4/16	at South Dakota*	L, 10-3
	at South Dakota*	W, 20-9
4/19	South Dakota State*	L, 3-2
	South Dakota State*	W, 5-4
4/21	at South Dakota State*	L, 11-3
	at South Dakota State*	L, 10-7
4/25	at Nebraska	L, 22-5
	at Nebraska	L, 20-10
4/27	Wayne State	L, 2-0
	Wayne State	L, 7-6
5/5	at Morningside*	L, 5-3
	at Morningside*	L, 6-3
5/6	Morningside*	L, 2-1
	Morningside*	W, 3-2
	vs. Northern Colorado!	L, 6-4
	vs. Minnesota State!	L, 28-3

\* -- Conference game  
 ^ -- LeRoy Wilson Classic - Joplin, Mo.  
 ! -- NCC Tournament - Fargo, N.D.

### 1997

**Head Coach: Bob Gates**  
**Record: 29-19 (10-4 NCC)**

3/5	Doane	W, 5-2
3/7	Peru State	L, 7-5
	Peru State	W, 3-2
3/8	Northwest Missouri State	L, 9-3
	Northwest Missouri State	W, 4-2
3/9	at Nebraska-Kearney	L, 10-9
	at Nebraska-Kearney	W, 17-10
3/10	at Midland	W, 20-7
	at Midland	L, 11-0
3/19	at Nebraska	L, 13-6
	at Nebraska	L, 11-2
3/21	Westmar	W, 15-12
	Westmar	W, 10-9



## ALL-TIME RESULTS

3/24	vs. Minnesota-Morris^	W, 6-5
	vs. Wisconsin-River Falls^	W, 18-15
3/25	vs. Central Missouri^	W, 8-5
	vs. Wisconsin-River Falls^	W, 11-0
3/26	vs. Minnesota-Morris^	L, 4-3
	vs. Wisconsin-River Falls^	W, 13-1
3/27	at Missouri Southern^	W, 22-8
	vs. Missouri Southern^	L, 9-2
3/28	vs. Wisconsin-River Falls^	W, 8-7
	vs. Minnesota-Morris^	W, 7-0
3/29	vs. Minnesota-Morris^	W, 9-6
4/1	Wayne State	L, 5-0
	Wayne State	L, 6-5
4/7	Morningside*	W, 4-3
	Morningside*	L, 6-0
4/14	at Augustana*	W, 11-6
	at Augustana*	W, 6-4
4/15	Augustana*	W, 15-8
	Augustana*	W, 6-1
4/19	at South Dakota*	L, 5-4
	at South Dakota*	W, 7-6
4/20	South Dakota*	W, 4-3
	South Dakota*	W, 6-3
4/25	at South Dakota State*	L, 12-1
	at South Dakota State*	W, 15-12
4/27	South Dakota State*	L, 8-2
	South Dakota State*	W, 10-0
4/30	at Nebraska	W, 17-13
	at Nebraska	L, 21-5
5/3	at Briar Cliff	L, 10-6
	at Briar Cliff	L, 4-3
5/4	Peru State	W, 6-5
	Peru State	W, 9-7
5/8	vs. St. Cloud State!	L, 23-5
5/9	vs. North Dakota State!	L, 13-6

\* -- Conference game

^ -- LeRoy Wilson Classic - Joplin, Mo.

! -- NCC Tournament - Omaha, Neb.

### 1998

Head Coach: Bob Gates

Record: 21-17 (10-8 NCC)

3/23	at Pittsburg State	W, 11-6
	vs. Minnesota-Morris	W, 10-5
3/24	vs. Minnesota-Morris	W, 12-2
	vs. Morningside	W, 2-1
3/25	vs. Fort Hays State	L, 11-1
	vs. Minnesota-Morris	W, 5-4
3/26	at Missouri Southern	L, 27-23
3/28	vs. Minnesota-Morris	W, 8-3
4/4	North Dakota State*	L, 6-4
	North Dakota State*	W, 9-1
4/5	North Dakota State*	L, 5-0

4/10	North Dakota State*	L, 5-4
	at Minnesota State*	W, 4-2
	at Minnesota State*	W, 3-0
4/11	at St. Cloud State*	L, 8-5
	at St. Cloud State*	W, 16-3
4/14	at Creighton	L, 4-2
4/16	Peru State	W, 23-5
	Peru State	W, 14-4
4/18	South Dakota State*	L, 8-6
	South Dakota State*	L, 13-3
4/19	South Dakota State*	L, 5-3
	South Dakota State*	W, 12-4
4/20	Northwest Missouri State	L, 16-5
	Northwest Missouri State	W, 7-6
4/21	Nebraska-Kearney	L, 15-6
	Nebraska-Kearney	L, 6-5
4/22	at Midland	L, 17-11
4/23	Doane	W, 14-4
4/25	at Morningside*	W, 2-1
	at Morningside*	W, 10-4
5/2	at Northern Colorado*	W, 8-4
	at Northern Colorado*	W, 7-1
5/3	at Northern Colorado*	L, 9-8
	at Northern Colorado*	W, 5-1
5/8	vs. North Dakota!	W, 8-6
5/9	vs. Northern Colorado!	L, 6-5
	vs. North Dakota!	L, 8-5

\* -- Conference game

! -- NCC Tournament - Mankato, Minn.

### 1999

Head Coach: Bob Gates

Record: 20-25 (11-9 NCC)

2/8	Creighton	L, 10-5
3/4	Midland	L, 5-3
	Midland	W, 11-6
3/14	at Mesa State	L, 15-14
	at Mesa State	L, 13-5
3/15	at Mesa State	W, 13-11
	at Mesa State	L, 10-9
3/16	at Air Force	L, 12-8
3/17	at Air Force	W, 14-10
3/18	at Air Force	L, 16-2
3/21	Morningside*	W, 4-3
	Morningside*	L, 6-4
3/24	at Nebraska	L, 15-2
3/27	Wayne State (Neb.)	L, 3-0
	Wayne State (Neb.)	W, 8-3
3/28	at Wayne State (Neb.)	L, 12-6
	at Wayne State (Neb.)	L, 8-4
3/30	at Northwest Missouri State	W, 6-2
4/6	St. Cloud State*	L, 8-0
	St. Cloud State*	W, 3-2

4/7	St. Cloud State*	W, 6-2
	St. Cloud State*	L, 28-11
4/11	at Augustana*	L, 5-3
	at Augustana*	L, 7-6
4/12	at South Dakota State*	W, 11-4
	at South Dakota State*	W, 11-7
4/13	at Nebraska	L, 8-3
	vs. Nebraska-Kearney	L, 11-7
4/18	South Dakota*	W, 4-2
	South Dakota*	L, 8-7
4/19	South Dakota*	W, 10-0
	South Dakota*	W, 5-0
4/20	Nebraska-Kearney	W, 7-6
	Nebraska-Kearney	W, 7-5
4/24	Northern Colorado*	W, 3-2
	Northern Colorado*	L, 5-3
4/25	Northern Colorado*	W, 10-1
	Northern Colorado*	L, 7-2
4/30	at North Dakota*	W, 8-6
	at North Dakota*	L, 7-6
5/1	at North Dakota State*	W, 9-7
	at North Dakota State*	L, 6-5
5/6	vs. South Dakota State!	W, 5-0
5/8	vs. Minnesota State!	L, 9-7
	vs. St. Cloud State!	L, 10-8

\* -- Conference game

! -- NCC Tournament - Mankato, Minn.

### 2000

Head Coach: Bob Herold

Record: 25-25-1 (12-8 NCC)

2/27	Dana	W, 17-2
3/2	at Regis	L, 6-0
3/3	at Metro State	L, 25-2
	at Metro State	L, 7-6
3/4	at Metro State	L, 14-11
	at Metro State	L, 12-9
3/7	at Nebraska	L, 18-2
3/8	Northwest Missouri State	W, 7-6
	Northwest Missouri State	W, 11-8
3/10	at Northwest Missouri State	W, 11-6
	at Northwest Missouri State	L, 5-4
3/11	at Washburn	W, 14-11
	at Washburn	L, 14-13
3/13	at Abilene Christian	L, 7-4
3/14	at Abilene Christian	L, 4-0
3/16	at Tarleton State	W, 4-2
	at Tarleton State	L, 7-2
3/18	at Emporia State	T, 4-4
3/21	Wayne State (Neb.)	W, 10-5
3/26	at Missouri Western	W, 15-7
3/28	at Nebraska-Kearney	W, 5-2
	at Nebraska-Kearney	W, 15-9



## ALL-TIME RESULTS

4/1	at Rockhurst	L, 9-2
	at Rockhurst	W, 11-8
4/8	Augustana*	W, 9-7
	Augustana*	W, 12-11
4/9	Augustana*	L, 3-1
	Augustana*	L, 4-0
4/12	Nebraska-Kearney	L, 4-3
	Nebraska-Kearney	W, 8-4
4/15	at South Dakota*	W, 9-1
	at South Dakota*	W, 9-7
4/17	at Morningside*	L, 5-2
	at Morningside*	L, 6-3
4/18	at Creighton	L, 15-9
4/21	at Northern Colorado*	L, 11-4
	at Northern Colorado*	W, 6-1
4/22	at Northern Colorado*	W, 6-5
	at Northern Colorado*	L, 8-7
4/26	at Wayne State	L, 11-6
4/28	North Dakota*	W, 3-2
	North Dakota*	W, 15-3
4/29	North Dakota*	W, 10-4
	North Dakota*	W, 9-2
5/5	at St. Cloud State*	W, 13-11
	at St. Cloud State*	L, 4-2
5/6	at Minnesota State*	L, 4-0
	at Minnesota State*	W, 3-2
5/11	vs. Minnesota State!	L, 5-2
5/12	vs. North Dakota State!	W, 7-6
5/13	vs. Morningside!	L, 8-6

\* -- Conference game  
! -- NCC Tournament - Fargo, N.D.

### 2001

Head Coach: Bob Herold  
Record: 21-25-1 (9-9 NCC)

2/25	at Creighton	L, 4-3
	at Creighton	L, 11-5
3/1	at Air Force	L, 8-6
3/2	at Metro State	L, 17-12
	at Metro State	L, 3-2
3/3	at Metro State	W, 6-5
	at Metro State	T, 4-4
3/4	vs. Fort Hays State	L, 9-8
	vs. Fort Hays State	W, 8-4
3/10	at Washburn	W, 5-3
	at Washburn	W, 8-2
3/13	at Southeastern Oklahoma	W, 6-4
	at Southeastern Oklahoma	W, 5-0
3/15	at Texas Wesleyan	L, 23-4
	at Texas Wesleyan	L, 12-2
3/16	at Central Oklahoma	L, 4-1
	at Central Oklahoma	W, 11-10
3/17	vs. Bellevue	L, 7-2

	at Central Oklahoma	L, 9-7
3/20	at Creighton	L, 9-8
3/25	at Wayne State	L, 2-1
	at Wayne State	L, 4-1
4/2	Rockhurst	W, 5-3
	Rockhurst	W, 4-2
4/4	at Nebraska-Kearney	L, 9-5
	at Nebraska-Kearney	W, 8-0
4/7	Morningside*	W, 10-6
	Morningside*	L, 13-8
4/8	Morningside*	L, 10-1
	Morningside*	L, 10-5
4/13	Northern Colorado*	L, 9-4
	Northern Colorado*	W, 3-1
4/14	Northern Colorado*	W, 4-3
	Northern Colorado*	W, 3-2
4/18	Nebraska-Kearney	W, 7-2
4/19	Nebraska-Kearney	W, 13-5
4/20	at North Dakota State*	L, 3-0
	at North Dakota State*	W, 6-0
4/21	at North Dakota*	W, 10-9
	at North Dakota*	L, 8-1
4/22	at Kansas	L, 6-4
4/27	Minnesota State*	L, 7-5
	Minnesota State*	W, 5-4
4/28	Minnesota State*	L, 8-3
	Minnesota State*	L, 31-11
5/7	at Augustana*	W, 3-2
	at Augustana*	W, 2-0

\* -- Conference game

### 2002

Head Coach: Bob Herold  
Record: 33-17 (15-3 NCC)

3/6	at Creighton	L, 11-1
3/7	at Washburn	L, 1-0
	at Washburn	W, 4-3
3/13	Wayne State (Neb.)	W, 16-6
3/16	vs. St. Rose College\$	W, 7-6
	vs. Maine\$	L, 12-3
3/17	vs. Aquinas College\$	W, 10-4
	vs. Brandeis\$	W, 7-3
3/18	vs. Olivet Nazarene\$	W, 12-5
3/19	vs. Olivet Nazarene\$	L, 9-3
3/20	vs. Lipscomb\$	L, 10-2
	vs. Lipscomb\$	W, 4-0
3/21	vs. Iowa\$	L, 4-1
3/22	vs. Southern Connecticut\$	L, 7-4
3/23	vs. Southern Connecticut\$	W, 20-4
3/27	at Wayne State (Neb.)	W, 8-4
4/1	Rockhurst	W, 15-4
4/3	at Nebraska-Kearney	W, 14-2
	at Nebraska-Kearney	W, 9-4

4/6	at Northern Colorado*	W, 17-7
	at Northern Colorado*	L, 5-10
4/7	at Northern Colorado*	W, 9-6
	at Northern Colorado*	W, 14-12
4/9	at Rockhurst	L, 14-3
4/10	at Kansas	L, 6-5
4/13	North Dakota State*	W, 4-3
	North Dakota State*	W, 11-9
4/14	North Dakota State*	L, 17-0
	North Dakota State*	W, 15-4
4/15	Washburn	W, 6-5
	Washburn	W, 20-4
4/16	Augustana*	W, 14-8
	Augustana*	W, 11-9
4/20	at Minnesota State*	W, 9-4
	at Minnesota State*	W, 4-2
4/23	Nebraska-Kearney	W, 17-4
	Nebraska-Kearney	W, 10-2
4/28	South Dakota State*	W, 4-0
	South Dakota State*	W, 5-2
4/29	South Dakota State*	W, 9-6
	South Dakota State*	L, 12-10
5/3	at Morningside	W, 7-6
	at Morningside	L, 10-3
5/4	at South Dakota*	W, 3-2
	at South Dakota*	W, 12-3
5/9	vs. South Dakota State!	W, 23-9
5/10	vs. Minnesota State!	L, 21-8
	vs. South Dakota State!	L, 7-6
5/17	vs. Minnesota State#	*L, 17-16
5/18	vs. Pittsburg State#	*L, 8-5

\* -- Conference game  
\$ -- Florida College Baseball Jamboree - Ormond Beach, Fla.  
! -- NCC Tournament - Omaha, Neb.  
# -- NCAA Regional - Warrensburg, Mo.

### 2003

Head Coach: Bob Herold  
Record: 29-21 (17-7 NCC)

2/20	at Nebraska-Kearney	L, 4-3
	at Nebraska-Kearney	W, 11-6
3/3	at Missouri Western	L, 4-1
	at Missouri Western	W, 7-5
3/7	at Washburn	L, 8-5
	vs. Quincy	W, 12-1
3/8	at Washburn	L, 9-2
	at Washburn	W, 12-10
3/12	at Northwest Missouri State	W, 2-0
	at Northwest Missouri State	L, 9-7
3/14	vs. Cortland State\$	W, 6-5
3/15	vs. West Virginia Wesleyan\$	W, 5-4
	West Virginia Wesleyan\$	L, 6-5



## ALL-TIME RESULTS

3/16	West Virginia Wesleyan\$	W, 13-7
	Embry-Riddle\$	W, 2-1
3/17	Concordia (Wis.)\$	W, 8-5
3/18	North Florida\$	W, 7-5
3/19	Rollins\$	L, 3-2
3/20	Huntington College\$	W, 8-3
3/21	Embry-Riddle\$	L, 10-0
3/26	Wayne State (Neb.)	L, 9-8
3/30	North Dakota State*	W, 7-3
	North Dakota State*	W, 7-6
3/31	North Dakota State*	L, 23-7
	North Dakota State*	L, 22-10
4/1	Creighton	L, 17-15
4/2	Augustana*	W, 16-5
	Augustana*	W, 6-4
4/5	North Dakota*	W, 9-2
	North Dakota *	L, 6-2
4/12	Minnesota State*	W, 18-1
	Minnesota State*	W, 9-4
4/13	Minnesota State*	W, 5-3
	Minnesota State*	W, 7-6
4/15	Nebraska-Kearney	L, 7-6
	Nebraska-Kearney	L, 7-4
4/21	St. Cloud State*	L, 4-3
	St. Cloud State*	W, 7-0
4/22	St. Cloud State*	L, 5-4
	St. Cloud State*	W, 10-0
4/26	South Dakota State*	W, 1-0
	South Dakota State*	L, 6-5
4/27	South Dakota State*	W, 21-6
	South Dakota State*	W, 15-12
5/2	Northern Colorado*	W, 7-5
	Northern Colorado*	L, 8-6
5/3	Northern Colorado*	W, 8-4
	Northern Colorado*	W, 14-11
5/8	vs. Augustana College!	L, 6-2
5/9	vs. Northern Colorado!	L, 11-10

\* -- Conference game

\$ -- Florida College Baseball Jamboree - Ormond Beach, Fla.

! -- NCC Tournament - Greeley, Colo.

### 2004 (23-26)

Head Coach: Bob Herold

2/27	at Missouri Western	L, 3-2
	at Missouri Western	W, 2-0
2/28	at Missouri Western	L, 7-6
	at Missouri Western	L, 4-3
3/3	vs. Shippensburg	L, 4-2
3/4	vs. Northeastern	L, 7-1
	vs. St. Anselm	W, 4-2
3/5	vs. St. Anselm	L, 4-1
3/6	vs. St. Joseph's	W, 5-4

3/7	vs. St. Joseph's	L, 6-5
3/8	vs. Assumption	W, 4-3
3/9	vs. Assumption	W, 9-7
3/13	NW Missouri State	W, 11-7
	NW Missouri State	L, 19-9
3/14	at NW Missouri State	W, 11-7
	at NW Missouri State	L, 8-3
3/20	vs. Wayne State (Neb.)	L, 9-3
	vs. Wayne State (Neb.)	L, 12-5
3/21	at Wayne State (Neb.)	L, 4-3
	at Wayne State (Neb.)	W, 9-4
3/28	Minnesota State*	L, 8-4
	Minnesota State*	W, 7-2
3/29	Minnesota State*	L, 7-5
	Minnesota State*	W, 3-2
4/3	at North Dakota State*	L, 9-7
	at North Dakota State*	L, 10-5
4/4	at North Dakota State*	L, 4-3
	at North Dakota State*	L, 8-7
4/9	South Dakota State*	W, 5-0
	South Dakota State*	L, 7-6
4/10	South Dakota State*	W, 2-0
	South Dakota State*	L, 8-5
4/13	at South Dakota*	W, 11-3
	at South Dakota*	W, 7-5
4/14	UW-Milwaukee	W, 15-11
4/17	at St. Cloud State*	L, 5-1
	at St. Cloud State*	W, 5-0
4/18	at St. Cloud State*	W, 7-1
	at St. Cloud State*	W, 3-2
4/23	North Dakota*	W, 11-2
	North Dakota*	W, 7-5
4/25	North Dakota*	L, 9-5
	North Dakota*	L, 4-1
4/27	South Dakota*	W, 18-7
	South Dakota*	W, 19-8
4/30	at Augustana*	W, 8-4
	at Augustana*	L, 6-0
5/1	at Augustana*	L, 7-4
	at Augustana*	L, 8-7

\* -- Conference game

### 2005

Head Coach: Bob Herold

Record: 42-19 (11-6 NCC)

2/23	at Missouri Western	W, 4-3
	at Missouri Western	L, 11-6
2/24	at Missouri Western	W, 10-6
2/25	at Central Missouri	L, 7-4
2/26	vs. SIU-Edwardsville	W, 3-2
	vs. Winona State	W, 8-4
3/5	vs. Assumption	W, 6-3
3/6	vs. Holy Cross	W, 9-8

3/7	vs. SIU-Edwardsville	W, 5-0
3/8	vs. St. Joseph's College	W, 4-2
3/10	vs. St. Joseph's College	W, 3-1
3/12	Northwest Missouri State	L, 2-1
	Northwest Missouri State	W, 6-5
3/13	Missouri Western	W, 5-4
	Missouri Western	L, 2-1
3/16	at Washburn	W, 17-3
3/17	Minnesota-Crookston	W, 16-9
	Minnesota-Crookston	W, 21-4
3/19	at Emporia State	L, 7-5
	at Emporia State	L, 10-3
3/20	at Northwest Missouri State	L, 9-7
	at Northwest Missouri State	L, 6-4
3/25	at Missouri Southern	W, 2-0
	at Missouri Southern	W, 2-0
3/26	at Pittsburg State	L, 2-1
	at Pittsburg State	W, 9-8
3/31	at Upper Iowa	W, 7-2
	at Upper Iowa	W, 3-1
4/9	St. Cloud State*	W, 4-3
	St. Cloud State*	W, 7-5
4/10	St. Cloud State*	W, 4-3
	St. Cloud State*	L, 4-3
4/13	Wayne State	W, 6-3
	Wayne State	L, 5-3
4/16	at Minnesota Duluth*	W, 5-0
	at Minnesota Duluth*	W, 2-1
4/17	at Minnesota Duluth*	W, 7-2
	at Minnesota Duluth*	W, 3-2
4/20	at Southwest Minnesota State	W, 11-1
	at Southwest Minnesota State	L, 9-4
4/22	at Augustana*	W, 6-2
	at Augustana*	W, 14-3
4/24	Augustana*	L, 12-6
	Augustana*	L, 3-2
4/28	at Upper Iowa	W, 8-1
	at Upper Iowa	W, 4-2
4/30	at North Dakota*	W, 17-0
	at North Dakota*	L, 4-3
5/2	at North Dakota*	L, 6-4
	at North Dakota*	W, 6-3
5/6	Minnesota State*	L, 13-7
	Minnesota State*	W, 7-0
5/7	Minnesota State*	W, 22-1
	Minnesota State*	W, 7-6
5/13	vs. North Dakota!	W, 8-0
5/14	vs. Minnesota Duluth!	W, 7-1
5/15	vs. Minnesota State!	W, 5-2
5/19	vs. Wayne State (Neb.)#	L, 3-0
5/20	vs. Emporia State#	W, 7-4
	vs. Wayne State (Neb.)#	W, 19-3
5/21	vs. Central Missouri#	L, 10-1



# ALL-TIME RESULTS

\* -- Conference game  
 ! -- NCC Tournament - Omaha, Neb.  
 # -- NCAA Regional - Warrensburg, Mo.

## 2006

**Head Coach: Bob Herold**  
**Record: 45-14 (14-3 NCC)**

2/4	at Regis	W, 10-7
	at Regis	L, 17-7
2/5	at Regis	W, 17-7
	at Regis	W, 8-7
2/10	vs. Cal State Chico\$	L, 5-3
2/11	vs. Mesa State\$	W, 1-0
2/12	vs. Central Missouri\$	W, 12-10
2/28	at Missouri Western	W, 4-1
	at Missouri Western	W, 10-4
3/1	Missouri Western	W, 14-6
	Missouri Western	L, 15-2
3/4	at Nebraska-Kearney	W, 6-3
	at Nebraska-Kearney	W, 4-3
3/6	Southwest Minnesota State	W, 4-3
	Southwest Minnesota State	W, 14-0
3/11	at Northwest Missouri State	W, 11-4
	at Northwest Missouri State	L, 11-8
3/12	at Emporia State	L, 6-5
	at Emporia State	L, 6-5
3/16	at Washburn	W, 16-1
3/17	vs. Emporia State	W, 4-3
3/18	at Central Missouri	L, 12-8
3/24	at Pittsburg State	W, 3-2
	at Pittsburg State	W, 6-1
3/25	at Missouri Southern	W, 6-4
	at Missouri Southern	W, 5-2
3/26	at Missouri Western	W, 13-3
	at Missouri Western	W, 9-5
4/1	Northwest Missouri State	W, 8-7
	Northwest Missouri State	W, 7-4
4/8	at St. Cloud State*	W, 5-0
	at St. Cloud State*	W, 12-8
4/9	at St. Cloud State*	W, 5-0
	at St. Cloud State*	W, 9-3
4/10	at Southwest Minnesota State	W, 4-2
	at Southwest Minnesota State	W, 4-2
4/14	Minnesota Duluth*	W, 8-3
	Minnesota Duluth*	W, 12-3
4/15	Minnesota Duluth*	W, 9-3
	Minnesota Duluth*	W, 9-4
4/17	at Wayne State (Neb.)	L, 9-4
4/19	Winona State	W, 11-10
	Winona State	W, 17-10
4/22	Augustana*	W, 2-0
	Augustana*	W, 5-3
4/23	at Augustana*	W, 9-1

	at Augustana*	W, 7-6
4/26	Upper Iowa	W, 14-6
4/29	North Dakota*	W, 10-3
5/6	at Minnesota State*	L, 3-2
	at Minnesota State*	L, 3-0
5/7	at Minnesota State*	L, 5-0
	at Minnesota State*	W, 7-3
5/11	vs. Minnesota-Duluth!	W, 11-5
5/13	vs. Minnesota State!	L, 7-5
5/18	vs. Wayne State#	W, 6-4
5/19	vs. Minnesota State#	L, 18-2
5/20	vs. Missouri Western#	W, 10-3
	vs. Minnesota State#	L, 4-1

\* -- Conference game  
 \$ -- UNLV/Central Missouri Tournament - Las Vegas, Nev.  
 ! -- NCC Tournament - Mankato, Minn.  
 # -- NCAA Regional - Emporia, Kan.

## 2007

**Head Coach: Bob Herold**  
**Record: 37-24 (14-7 NCC)**

2/22	Fort Hays State	L, 5-2
	Fort Hays State	L, 5-2
2/23	Regis	L, 15-10
	Regis	L, 9-6
2/24	Regis	W, 9-5
	Regis	W, 10-9
3/2	Central Missouri\$	L, 2-0
3/4	Upper Iowa\$	L, 20-11
	Bemidji State\$	W, 3-2
3/7	NW Missouri State	W, 7-0
	NW Missouri State	W, 14-5
3/10	Emporia State	L, 7-1
	Emporia State	L, 21-12
3/11	Fort Hays State	W, 4-3
	Fort Hays State	W, 4-2
3/14	Ashland&	W, 13-4
3/15	Ashland&	L, 4-3
3/16	Southwest Minnesota&	L, 7-6
3/17	Wayne State (Mich.)&	L, 8-3
3/18	Wayne State (Mich.)&	W, 7-2
3/21	Washburn	L, 5-1
	Washburn	L, 5-4
3/27	Emporia State	W, 4-1
	Emporia State	W, 5-4
4/3	Washburn	W, 12-2
	Washburn	W, 12-8
4/8	St. Cloud State*	W, 10-1
	St. Cloud State*	L, 4-3
4/9	St. Cloud State*	W, 15-2
	St. Cloud State*	W, 9-0
4/12	Nebraska-Kearney	L, 5-2

4/15	Nebraska-Kearney	W, 14-2
	Minnesota Duluth*	W, 6-0
	Minnesota Duluth*	W, 8-7
4/16	Minnesota Duluth*	L, 3-2
	Minnesota Duluth*	W, 5-3
4/18	Missouri Western	W, 5-2
	Missouri Western	W, 10-9
4/21	Augustana*	W, 7-1
	Augustana*	W, 10-1
4/23	Augustana*	W, 6-2
	Augustana*	W, 13-11
4/28	North Dakota*	W, 4-2
	North Dakota*	W, 4-2
4/29	North Dakota*	L, 5-1
	North Dakota*	W, 22-14
5/4	Minnesota State*	L, 4-1
	Minnesota State*	L, 7-5
5/5	Minnesota State*	W, 13-7
	Minnesota State*	L, 2-1
5/10	vs. Augustana!	W, 9-7
5/11	vs. Minnesota State!	L, 8-3
5/12	vs. St. Cloud State!	W, 5-2
	vs. Minnesota State!	L, 5-4
5/17	vs. Minnesota State#	W, 4-1
5/18	vs. Wayne State (Neb.)#	W, 10-3
5/19	vs. Central Missouri#	W, 4-2
5/20	vs. Central Missouri#	W, 9-4
5/25	vs. Kutztown^	W, 5-4
5/27	vs. Tampa^	L, 9-2
5/29	vs. Cal State-Los Angeles^	L, 4-2

\* -- Conference game  
 \$ -- Holiday Inn Express Tournament - Warrensburg, Mo.  
 & -- Gene Cusic Classic - Fort Myers, Fla.  
 ! -- NCC Tournament - St. Cloud, Minn.  
 # -- NCAA Regional - Warrensburg, Mo.  
 ^ -- NCAA College World Series - Montgomery, Ala.

## 2008

**Head Coach: Bob Herold**  
**Record: 45-13 (21-1 NCC)**

2/24	Central Missouri	W, 5-2
2/24	Central Missouri	L, 9-3
2/29	at Emporia State	L, 12-7
3/1	Emporia State	L, 21-14
3/2	Central Missouri	L, 12-6
3/9	Missouri Western	W, 5-3
3/9	Missouri Western	W, 4-3
3/10	Indianapolis	W, 10-4
3/11	NW Missouri State	W, 10-2
3/11	NW Missouri State	L, 2-0
3/14	Hillsdale	W, 8-4



## ALL-TIME RESULTS

3/15	East Stroudsburg	W, 13-1
3/15	Ashland	L, 11-9
3/16	Ashland	W, 14-5
3/16	Felician	W, 18-8
3/17	Minnesota Duluth	L, 6-5
3/17	Minnesota Duluth	L, 1-0
3/18	St. Michael's	W, 15-4
3/18	St. Michael's	W, 12-4
3/28	Augustana	W, 14-1
3/28	Augustana	L, 9-8
3/29	Augustana	W, 15-4
3/29	Augustana	W, 6-2
4/5	North Dakota*	W, 14-2
4/5	North Dakota*	W, 5-1
4/6	North Dakota*	W, 17-4
4/6	North Dakota*	W, 2-0
4/9	at Drury	W, 10-4
4/9	at Drury	W, 6-5
4/13	Minnesota Duluth*	W, 10-1
4/13	Minnesota Duluth*	W, 3-2
4/14	Minnesota Duluth*	W, 11-10
4/14	Minnesota Duluth*	W, 14-2
4/15	Fort Hays State	W, 10-7
4/15	Fort Hays State	W, 11-5
4/19/	at Augustana*	W, 17-4
4/19	at Augustana*	W, 11-9
4/20	Augustana*	W, 7-1
4/20	Augustana*	W, 10-3
4/22	at Washburn	L, 7-2
4/23	at Fort Hays State	W, 5-4
4/23	at Fort Hays State	W, 3-2
4/28	at St. Cloud State*	W, 11-1
4/28	at St. Cloud State*	W, 8-1
4/29	at St. Cloud State*	W, 6-5
4/29	at St. Cloud State*	W, 8-1
5/3	at Minnesota State*	W, 9-5
5/3	at Minnesota State*	W, 3-1
5/4	at Minnesota State*	L, 4-0
5/4	at Minnesota State*	W, 4-2
5/8	vs. Augustana!	W, 2-1
5/9	vs. Minnesota State!	W, 11-10
5/11	vs. Minnesota State!	W, 17-0
5/15	vs. Minnesota State#	W, 2-1
5/16	vs. Central Missouri#	L, 13-8
5/17	vs. Minnesota State#	W, 6-5
5/17	vs. Emporia State#	W, 17-14
5/18	vs. Central Missouri#	L, 11-6

\* -- Conference game

! -- NCC Tournament - Omaha, Neb.

# -- NCAA Regional - Emporia, Kan.

### 2009

Head Coach: Bob Herold  
Record: 41-20 (27-13 MIAA)

2/14	Colorado Christian	W, 9-6
2/14	Colorado Christian	W, 11-2
2/15	Colorado Christian	W, 3-1
2/15	Colorado Christian	W, 5-3
2/20	Winona State	L, 8-1
2/20	Winona State	W, 8-5
2/22	Upper Iowa	W, 11-4
2/26	Tampa	L, 11-4
2/27	Hillsdale	W, 14-5
2/27	Hillsdale	L, 8-7
2/28	Gannon	W, 13-2
3/1	Kentucky Wesleyan	W, 4-1
3/2	Grand Valley State	L, 12-5
3/2	Grand Valley State	L, 6-1
3/3	W.V. Wesleyan	W, 13-0
3/6	Emporia State*	L, 7-5
3/7	Emporia State*	W, 4-3
3/7	Emporia State*	L, 5-3
3/8	Emporia State*	L, 5-4
3/14	Missouri Southern*	W, 5-3
3/14	Missouri Southern*	W, 6-2
3/15	Missouri Southern*	W, 6-0
3/15	Missouri Southern*	W, 6-3
3/18	Missouri Western*	W, 6-4
3/18	Missouri Western*	L, 2-1
3/20	Southwest Baptist*	W, 8-0
3/20	Southwest Baptist*	W, 13-3
3/21	Southwest Baptist*	W, 10-1
3/21	Southwest Baptist*	W, 12-3
3/28	Pittsburg State*	W, 3-2
3/28	Pittsburg State*	W, 4-1
3/29	Pittsburg State*	W, 8-0
3/29	Pittsburg State*	W, 8-2
4/1	Missouri Western*	W, 6-4
4/1	Missouri Western*	W, 5-4
4/3	Truman State*	L, 7-2
4/3	Truman State*	W, 14-1
4/4	Truman State*	W, 19-5
4/4	Truman State*	W, 12-4
4/10	NW Missouri State*	W, 11-3
4/10	NW Missouri State*	W, 14-6
4/11	NW Missouri State*	L, 5-1
4/11	NW Missouri State*	W, 13-7
4/19	Fort Hays State*	L, 11-4
4/19	Fort Hays State*	L, 10-6
4/20	Fort Hays State*	W, 6-2
4/20	Fort Hays State*	W, 16-6
4/24	Central Missouri*	W, 5-1
4/24	Central Missouri*	L, 9-7
4/25	Central Missouri*	L, 5-0

4/25	Central Missouri*	L, 4-1
5/2	Washburn*	W, 7-5
5/2	Washburn*	L, 6-5
5/3	Washburn*	L, 14-4
5/3	Washburn*	W, 11-7
5/8	vs. Emporia State!	W, 6-3
5/9	vs. Missouri Southern!	W, 4-0
5/10	vs. Central Missouri!	W, 12-9
5/14	vs. Abilene Christian#	W, 5-4
5/16	vs. Emporia State#	L, 13-8
5/16	vs. Central Missouri#	L, 14-1

\* -- Conference game

! -- MIAA Tournament - Kansas City, Kan.

# -- NCAA Regional - Warrensburg, Mo.

### 2010

Head Coach: Bob Herold  
Record: 32-20 (28-12 MIAA)

2/13	at Regis	W, 10-9
2/13	at Regis	W, 11-4
2/26	at Pittsburg State*	W, 10-0
2/26	at Pittsburg State*	L, 4-3
2/27	at Pittsburg State*	W, 10-4
2/27	at Pittsburg State*	W, 10-4
3/6	at Missouri Southern*	W, 7-1
3/6	at Missouri Southern*	W, 13-4
3/7	at Missouri Southern*	W, 9-8
3/7	at Missouri Southern*	W, 16-6
3/11	vs. Concordia (Minn.)	L, 5-1
3/13	vs. Wayne State	W, 5-4
3/13	vs. Wayne State	W, 8-0
3/14	vs. Grand Valley State	L, 8-5
3/15	vs. North Dakota State	L, 12-11
3/16	at Tampa	L, 9-6
3/21	Truman*	W, 8-6
3/21	Truman*	W, 10-3
3/22	Truman*	W, 1-0
3/22	Truman*	W, 17-7
3/28	Emporia State*	W, 2-1
3/28	Emporia State*	L, 4-1
3/29	Emporia State*	L, 7-6
3/29	Emporia State*	L, 34-19
4/1	Southwest Baptist*	W, 10-8
4/2	Southwest Baptist*	W, 5-0
4/2	Southwest Baptist*	W, 20-8
4/3	Southwest Baptist*	W, 9-3
4/7	at Missouri Western*	W, 12-3
4/7	at Missouri Western*	W, 3-2
4/9	at Fort Hays State*	L, 12-2
4/10	at Fort Hays State*	W, 9-2
4/10	at Fort Hays State*	L, 11-8
4/11	at Fort Hays State*	W, 6-5
4/17	at Washburn*	W, 5-2



## ALL-TIME RESULTS

4/17	at Washburn*	L, 3-2
4/18	at Washburn*	W, 11-6
4/18	at Washburn*	L, 6-4
4/21	Missouri Western*	L, 8-6
4/21	Missouri Western*	W, 12-2
4/24	NW Missouri State*	W, 8-1
4/24	NW Missouri State*	W, 11-1
4/25	NW Missouri State*	W, 13-5
4/25	NW Missouri State*	L, 7-4
5/1	Central Missouri*	W, 6-5
5/1	Central Missouri*	W, 8-5
5/2	Central Missouri*	L, 13-8
5/2	Central Missouri*	L, 17-3
5/6	vs. Fort Hays State!	L, 4-1
5/7	vs. Central Missouri!	L, 10-9
5/13	vs. Central Missouri#	L, 9-3
5/14	vs. St. Mary's#	L, 8-6

\* -- Conference game

! -- MIAA Tournament - Kansas City, Kan.

# -- NCAA Regional - Warrensburg, Mo.

### 2011

Head Coach: Bob Herold

Record: 35-20 (28-16 MIAA)

2/26	vs. Augustana	L, 5-4
	vs. Augustana	W, 9-8
2/27	vs. Augustana	W, 14-5
3/3	at Southwest Baptist*	L, 11-8
	at Southwest Baptist*	W, 19-8
3/4	at Southwest Baptist*	W, 8-2
	at Southwest Baptist*	W, 8-3
3/11	at Pittsburg State*	W, 14-6
	at Pittsburg State*	L, 5-3
3/12	at Pittsburg State*	W, 3-1
	at Pittsburg State*	L, 6-4
3/18	Washburn*	W, 5-3
	Washburn*	W, 5-2
3/19	Washburn*	W, 6-1
	Washburn*	W, 14-4
3/22	Minnesota State	W, 6-5
3/27	Lincoln*	W, 4-0
	Lincoln*	W, 3-2
3/28	Lincoln*	W, 10-3
	Lincoln*	W, 5-1
4/1	at #1 Emporia State*	W, 8-2
4/2	at #1 Emporia State*	W, 5-2
	at #1 Emporia State*	L, 8-6
4/3	at #1 Emporia State*	L, 10-5
4/5	#18 Nebraska-Kearney	W, 5-0
4/8	#6 Central Missouri*	L, 6-1
	#6 Central Missouri*	L, 9-8
4/9	#6 Central Missouri*	L, 10-6
	#6 Central Missouri*	W, 10-0

4/12	at NW Missouri State*	L, 6-3
	at NW Missouri State*	L, 9-1
4/16	Missouri Southern*	W, 9-5
	Missouri Southern*	W, 9-7
4/17	Missouri Southern*	W, 9-0
	Missouri Southern*	W, 4-2
4/20	NW Missouri State*	W, 7-0
	NW Missouri State*	L, 4-3
4/22	at Fort Hays State*	W, 17-8
	at Fort Hays State*	W, 26-20
4/23	at Fort Hays State*	L, 6-4
	at Fort Hays State*	L, 17-7
4/27	Nebraska-Kearney	L, 8-5
4/29	at Truman*	W, 5-1
	at Truman*	W, 10-1
4/30	at Truman*	L, 4-0
	at Truman*	W, 5-3
5/7	Missouri Western*	L, 8-4
	Missouri Western*	W, 2-1
5/8	Missouri Western*	L, 6-3
	Missouri Western*	W, 13-2
5/12	vs. Washburn!	W, 11-1
5/13	vs. #6 Emporia State!	L, 5-0
	vs. Missouri Western!	W, 10-5
5/14	vs. #6 Emporia State!	W, 9-2
5/15	vs. #5 Central Missouri!	L, 7-1

\* -- Conference game

! -- MIAA Tournament - Kansas City, Kan.

### 2012

Head Coach: Bob Herold

Record: 12-36

2/18	at Texas A&M-Corpus Christi	L, 3-0
	at Texas A&M-Corpus Christi	W, 2-1
2/19	at Texas A&M-Corpus Christi	L, 3-2
	at Texas A&M-Corpus Christi	L, 7-2
2/24	at Washington State	L, 13-4
	at Washington State	L, 12-6
2/27	at Washington State	L, 7-1
	at Washington State	L, 5-3
2/28	at Seattle	W, 3-2
2/29	at Seattle	L, 3-2
	at Seattle	L, 8-3
3/6	at Missouri	L, 14-4
3/9	at Northern Colorado	L, 9-5
3/10	at Northern Colorado	W, 8-1
	at Northern Colorado	L, 13-12
3/12	BYU (CU Sports Complex)	L, 19-9
3/13	vs. Army^	L, 8-3
3/14	vs. Chicago State^	W, 8-4
3/15	vs. LIU Brooklyn^	W, 3-2 (19 inn.)
3/16	vs. Bucknell^	W, 13-1
3/17	vs. Bradley^	W, 4-3

3/18	vs. Jacksonville State^	L, 5-2
3/20	vs. Northwestern^	L, 3-1
3/27	at Creighton	W, 3-2
3/28	at Iowa	W, 3-1
3/30	at Fort Wayne	L, 4-0
3/31	at Fort Wayne	L, 6-3
4/1	at Fort Wayne	L, 13-7
4/6	North Dakota State	L, 7-4
4/7	North Dakota State (Werner Park)	L, 8-1
	North Dakota State (Werner Park)	L, 7-0
4/8	North Dakota State	W, 9-1
4/13	at UNLV	L, 10-7
4/14	at UNLV	L, 11-2
	at UNLV	W, 8-6
4/15	at UNLV	L, 20-1
4/17	at Minnesota	L, 8-4
4/18	at Minnesota	L, 1-0
4/21	at Oakland	L, 4-1
	at Oakland	L, 4-3
4/22	at Oakland	L, 5-4 (11 inn.)
4/27	at Indiana State	L, 2-1
4/28	at Indiana State	L, 3-2
4/29	at Indiana State	W, 7-4 (12 inn.)
5/4	at Kansas State	L, 9-4
5/5	at Kansas State	L, 14-5
5/6	at Kansas State	L, 10-2
5/9	at Creighton	L, 6-1

^ -- RussMatt Central Florida Invitational

- Auburndale/Winter Haven/Lakeland, Fla.

### 2013

Head Coach: Bob Herold

Record: 27-22 (20-6 Summit League)

3/1	at UTSA^	L, 5-0
3/2	vs. Stephen F. Austin^	L, 9-2
3/3	vs. Penn State^	L, 3-0
3/6	at Wichita State	L, 5-3
3/8	North Dakota (Westside)	L, 2-0
3/8	North Dakota (Westside)	L, 5-3
3/9	North Dakota (Westside)	W, 13-2
3/12	at Minnesota	L, 6-1
3/13	at Minnesota	W, 10-9 (11 inn.)
3/16	vs. Iowa (Wichita, Kan.)	W, 9-6
3/17	vs. Iowa (Wichita, Kan.)	L, 4-1
3/18	vs. Iowa (Wichita, Kan.)	W, 7-6
3/19	at Air Force	L, 2-0
3/20	at Air Force	W, 11-10
3/21	at Northern Colorado	L, 13-12 (10 inn.)
3/22	at Northern Colorado	L, 19-3
3/27	at Missouri	L, 11-4
3/29	at Creighton	L, 4-3
3/30	Creighton (Werner Park)	L, 11-4
3/31	at Creighton	W, 4-2



## ALL-TIME RESULTS

4/3	at Kansas State	L, 3-2
4/5	Fort Wayne*	W, 2-0
	Fort Wayne*	W, 6-3
4/7	Oakland*	W, 7-4
	Oakland*	W, 7-0
4/12	at Western Illinois*	W, 11-6 (10 inn.)
4/13	at Western Illinois*	W, 9-2
	at Western Illinois*	W, 5-3
4/14	at Western Illinois*	W, 5-3
4/16	Iowa	L, 3-0
4/26	North Dakota State*	W, 4-2
4/27	North Dakota State*	L, 15-7
	North Dakota State*	L, 8-7
4/28	North Dakota State*	W, 19-11
5/3	at Fort Wayne*	L, 6-2
5/4	at Fort Wayne*	W, 2-0
	at Fort Wayne*	W, 9-0
5/5	at Fort Wayne*	L, 6-5
5/7	at Iowa	W, 6-5
5/9	at Oakland*	W, 9-6
5/10	at Oakland*	W, 8-2 (12 inn.)
	at Oakland*	L, 3-0
5/11	at Oakland*	W, 7-2
5/14	Western Illinois*	W, 7-4
	Western Illinois*	W, 7-6
5/16	South Dakota State*	W, 6-0
5/17	South Dakota State*	L, 12-5
	South Dakota State*	W, 6-4
5/18	South Dakota State*	W, 8-2

\* -- Conference game

^ -- UTSA Classic - San Antonio, Texas

### 2014

Head Coach: Bob Herold

Record: 31-20 (15-9 Summit League)

2/21	vs. Milwaukee^	L, 5-4
2/22	vs. Northwestern^	L, 8-5
2/23	vs. Iowa^	L, 7-1
2/25	vs. St. Bonaventure^	W, 6-2
2/27	vs. Chicago State^	L, 2-1 (11 inn.)
2/28	vs. Villanova^	W, 2-1
	vs. Chicago State^	W, 13-10
3/1	vs. Western Michigan^	W, 3-1
3/7	at Grand Canyon	W, 6-0
3/8	at Grand Canyon	L, 9-2
	at Grand Canyon	L, 14-0 (7 inn.)
3/9	at Grand Canyon	L, 5-2
3/12	at Kansas State	L, 6-5
3/14	Air Force	W, 7-3
3/15	Air Force	W, 9-3
	Air Force	W, 3-1
3/18	vs. Dartmouth (Lawrence, Kan.)	W, 12-5
3/19	vs. Dartmouth (Lawrence, Kan.)	L, 10-3

3/20	vs. Dartmouth (Lawrence, Kan.)	W, 10-4
3/30	South Dakota State*	W, 10-2
	South Dakota State*	W, 7-6
4/1	Kansas State (Werner Park)	W, 6-5 (10 inn.)
4/5	Fort Wayne*	L, 4-3
	Fort Wayne*	L, 10-6
4/6	Western Illinois*	W, 7-3
	Western Illinois*	L, 2-0
4/12	at North Dakota State*	W, 2-0 (10 inn.)
	at North Dakota State*	W, 10-0 (7 inn.)
4/16	at Nebraska	L, 17-6
4/18	at Bradley	W, 4-2
4/19	at Bradley	W, 4-2
4/20	at Bradley	W, 11-6
4/22	at Creighton	W, 4-1
4/25	North Dakota State*	W, 7-2
	North Dakota State*	L, 8-6 (10 inn.)
4/26	North Dakota State*	L, 5-4
	North Dakota State*	L, 9-7
4/30	Nebraska (Werner Park)	L, 4-1
5/2	at South Dakota State*	W, 3-2
5/3	at South Dakota State*	L, 1-0
	at South Dakota State*	L, 3-0
5/4	at South Dakota State*	W, 6-3
5/9	Fort Wayne*	W, 6-3
	Fort Wayne*	L, 5-3 (10 inn.)
5/10	Fort Wayne*	W, 8-5
	Fort Wayne*	W, 13-6
5/13	Stephen F. Austin (Fricke Field)	W, 10-4
5/15	at Western Illinois*	W, 3-0
5/16	at Western Illinois*	W, 3-0
	at Western Illinois*	W, 7-1
5/17	at Western Illinois*	W, 8-5

\* -- Conference game

^ -- Snowbird Classic - Port Charlotte, Fla.

### 2015

Head Coach: Bob Herold

Record: 21-31 (12-18 Summit League)

2/13	vs. Bradley^	L, 6-1
2/14	at Grand Canyon^	L, 8-1
2/15	vs. North Dakota State^	W, 5-4
2/20	vs. Chicago State (Atlanta, Ga.)	W, 6-1
2/21	vs. Chicago State (Atlanta, Ga.)	W, 4-0
2/22	vs. Chicago State (Atlanta, Ga.)	L, 6-4
2/24	at Wichita State	W, 6-4
2/26	vs. Saint Leo#	L, 4-3
2/27	vs. Kentucky#	L, 6-5 (14 inn.)
	vs. Boston College#	W, 5-1
2/28	vs. Kentucky#	L, 5-1
3/1	Mount St. Mary's#	L, 8-2
3/7	North Dakota (Millard North)	W, 8-5
	North Dakota (Millard North)	W, 6-1

3/8	North Dakota (Millard North)	L, 4-2
3/13	South Dakota State*	W, 6-4
3/14	South Dakota State*	W, 7-6
3/15	South Dakota State*	W, 14-7
3/20	North Dakota State*	W, 20-14
3/21	North Dakota State*	W, 11-6
3/22	North Dakota State*	W, 12-7
3/27	at Oral Roberts*	L, 2-0
3/28	at Oral Roberts*	L, 11-1 (8 inn.)
3/29	at Oral Roberts*	L, 14-6
4/1	#18 Nebraska (Werner Park)	L, 3-2 (10 inn.)
4/3	Western Illinois*	W, 4-1
4/4	Western Illinois*	L, 8-4
4/5	Western Illinois*	W, 17-8
4/8	Kansas State (Werner Park)	L, 10-2
4/10	at Fort Wayne*	L, 7-6
4/11	at Fort Wayne*	W, 13-3 (8 inn.)
4/12	at Fort Wayne*	L, 5-2
4/15	at #23 Nebraska	L, 8-6
4/17	at South Dakota State*	L, 5-1
4/18	at South Dakota State*	W, 8-6
4/19	at South Dakota State*	L, 12-2 (7 inn.)
4/21	at Creighton	L, 8-2
4/24	Fort Wayne*	L, 5-2
4/25	Fort Wayne*	L, 10-6
4/26	Fort Wayne*	L, 7-1
5/1	Oral Roberts*	L, 5-3
5/2	Oral Roberts*	L, 8-6
5/3	Oral Roberts* (Millard North)	L, 18-7 (8 inn.)
5/9	at Western Illinois*	L, 2-1
	at Western Illinois*	W, 4-0
5/10	at Western Illinois*	L, 5-4
5/15	at North Dakota State*	W, 3-2 (10 inn.)
	at North Dakota State*	L, 8-1
5/16	at North Dakota State*	L, 5-4 (12 inn.)
5/21	Incarnate Word	L, 11-9
5/22	Incarnate Word	W, 6-2
5/23	Incarnate Word	W, 6-5 (10 inn.)

\* -- Conference game

^ -- GCU Classic - Phoenix, Ariz.

# -- Snowbird Classic - Port Charlotte, Fla.

### 2016

Head Coach: Bob Herold

Record: 28-28 (18-12 Summit League)

2/19	vs. Eastern Michigan	L, 16-3
2/20	vs. Eastern Michigan	W, 2-1
	vs. NJIT	W, 9-3
2/21	vs. Eastern Michigan	L, 8-1
2/26	vs. Saint Louis	W, 16-2
2/27	vs. Morehead State	L, 14-0
	vs. Morehead State	W, 6-5
2/28	vs. Arkansas State	W, 4-3 (11 inn.)



## ALL-TIME RESULTS

3/1	at Wichita State	L, 5-4
3/4	at Grand Canyon	W, 7-2
3/5	at Grand Canyon	L, 9-4
3/6	at Grand Canyon	L, 12-4
3/8	at Air Force	W, 12-3
3/9	at Air Force	L, 18-10
3/11	vs. Iowa^	W, 3-2
3/12	vs. Presbyterian^	L, 11-1
	vs. Bowling Green^	W, 10-1
3/13	vs. Seton Hall^	L, 2-1
3/18	Fort Wayne*	W, 14-7
3/20	Fort Wayne*	W, 7-0
	Fort Wayne*	W, 9-5
3/25	North Dakota State*	W, 9-8
3/27	North Dakota State*	L, 2-1
	North Dakota State*	W, 12-2
3/29	at Kansas State	L, 11-3
4/1	Western Illinois*	W, 6-1
4/2	Western Illinois*	L, 3-2
4/3	Western Illinois*	L, 10-2
4/6	Nebraska	L, 11-6
4/9	at South Dakota State*	W, 19-6
	at South Dakota State*	W, 10-3
4/10	at South Dakota State*	L, 9-4
4/13	at Kansas	L, 7-6 (10 inn.)
4/15	at Oral Roberts*	L, 6-4
4/16	at Oral Roberts*	L, 6-3
	at Oral Roberts*	L, 3-2
4/22	South Dakota State*	W, 4-1
4/23	South Dakota State*	L, 15-3
4/24	South Dakota State*	W, 10-9
4/26	Air Force	W, 7-4
4/29	at Fort Wayne*	W, 3-1
	at Fort Wayne*	L, 2-0
4/30	at Fort Wayne*	W, 3-2
5/6	at North Dakota State*	W, 6-0
5/7	at North Dakota State*	W, 7-2
5/8	at North Dakota State*	L, 4-3
5/11	at Nebraska	L, 8-2
5/13	at Western Illinois*	L, 7-6
5/14	at Western Illinois*	W, 9-2
5/15	at Western Illinois*	W, 14-0
5/17	at Creighton	L, 2-1
5/19	Oral Roberts*	W, 10-4
5/20	Oral Roberts*	L, 7-2
5/21	Oral Roberts*	W, 11-5
5/25	vs. Fort Wayne!	L, 8-6
5/26	vs. South Dakota State!	L, 8-0

\* -- Conference game

^ -- Perfect Game Spring Swing - Emerson, Ga.

! -- Summit League Championship - Tulsa, Okla.

### 2017

Head Coach: Evan Porter

Record: 12-40 (9-19 Summit League)

2/17	at UNLV	L, 20-3
2/19	vs. Saint Mary's	L, 9-3
	at UNLV	W, 8-2
2/20	at UNLV	L, 15-1
2/21	at Kansas	L, 11-1
2/24	at #6 Louisville	L, 7-2
2/25	at #6 Louisville	L, 10-0
2/26	at #6 Louisville	L, 6-0
3/1	at Wichita State	L, 8-0
3/3	at Incarnate Word	L, 12-11
3/5	at Incarnate Word	L, 3-0
	at Incarnate Word	L, 9-6
3/8	at Kansas	L, 6-5
3/9	Northern Colorado	L, 9-4
	Northern Colorado	L, 7-3
3/15	at Kansas State	W, 5-2
3/17	South Dakota State*	L, 5-2
3/18	South Dakota State*	L, 15-0
3/19	South Dakota State*	L, 13-4
3/21	at Kansas State	L, 10-1
3/24	at Fort Wayne*	W, 4-1
	at Fort Wayne*	W, 14-1
3/25	at Fort Wayne*	W, 9-8
3/28	Air Force	L, 1-0
3/31	North Dakota State*	W, 10-0
4/1	North Dakota State*	L, 1-0
4/2	North Dakota State*	L, 6-1
4/5	Nebraska	L, 3-1
4/7	Western Illinois*	L, 14-4
4/8	Western Illinois*	W, 4-2
4/9	Western Illinois*	L, 11-10
4/15	Oral Roberts*	L, 12-1
	Oral Roberts*	L, 12-0
4/16	Oral Roberts*	L, 7-3
4/18	at Air Force	L, 24-5
4/19	at Air Force	W, 17-16
4/21	at North Dakota State*	W, 3-1
4/22	at North Dakota State*	L, 10-2
4/23	at North Dakota State*	W, 6-3
4/25	at Nebraska	L, 13-2
4/28	at Western Illinois*	L, 3-1
5/5	Fort Wayne*	W, 7-6 (13 inn.)
5/6	Fort Wayne*	W, 19-0
5/7	Fort Wayne*	L, 14-7
5/9	Creighton	L, 7-5
5/12	at Oral Roberts*	L, 8-0
5/13	at Oral Roberts*	L, 6-0
5/14	at Oral Roberts*	L, 6-5
5/16	Iowa	L, 9-8
5/18	at South Dakota State*	L, 5-3

5/19	at South Dakota State*	L, 7-2
5/20	at South Dakota State*	L, 6-4